

# gear

TECHNOLOGY®

JUL  
2014

## CLEANER INSPECTION

SAME GEAR QUALITY

GEAR INDUSTRY-SPECIFIC  
HEATTREAT GUIDE

METROLOGY IN MOTION



### TECHNICAL

ASK THE EXPERT:  
GEARS – WHEN TO GO PLASTIC

HOW TOOL TOLERANCES MAY  
INFLUENCE GEAR QUALITY

LOADED BEHAVIOR OF GEARS MADE OF  
FIBER-REINFORCED PA6

INDUCTION HARDENING WITH PRE-HEAT  
TO IMPROVE FATIGUE PERFORMANCE

### ADDENDUM

ONE "SMALL STEP"  
TOWARDS MARS?



# Long spline and gear shaft hobbing



The Bourn & Koch 400H CNC horizontal hobbing machine is a 7-axis CNC machine that can hob spur gears, helical gears, splines and threads on cylindrical blanks or shafts.

Its powerful, direct drive work spindle and extremely stable, steel-polymer composite components make it ideal for manufacturing large and heavy shaft parts up to 406 mm in diameter and 6.4 module. Shaft lengths

up to 76" or longer can be processed by the extended bed versions.

All axes' movements are supported by high-precision ball screws and linear roller ways, resulting in very fast setups and precise part machining. The through-hole, work spindle drive allows clamping of shaft parts that exceed the actual work area limitations.



SAMPUTENSILI

**BOURN  
& KOCH** INC

Phone: 847-649-1450

5200 Prairie Stone Pkwy. • Ste. 100 • Hoffman Estates • IL 60192



September 8-13, 2014



A dual tool setup allows for several gearings on one shaft or rough and finish cutting on one spindle, and it can hob wet or dry. Machine length extensions are also available. Learn more at our website or call us to discuss your application.



Visit Star SU (booths N-6924 and W-2258) at IMTS

[www.star-su.com](http://www.star-su.com)

22



## features

### 22 No Compromising on Quality at Allison Transmission

Gleason gear inspection system eliminates need for nital etching.

### 26 Gear Industry Heat Treat Resource Guide

The only available gear industry-specific directory of heat treat service providers.

### 42 R&P Metrology Measures Directly on the Production Machine

The growing need for compact, custom and portable metrology solutions in manufacturing is being addressed.

42



## technical

### 46 Ask the Expert

Deciding When to Go Plastic

### 48 The Influence of Tool Tolerances on the Gear Quality of a Gear Manufactured by an Indexable Insert Hob

Tooth quality of test gear is analyzed using simulation model in combination with Monte Carlo methods.

### 54 Loaded Behavior of Gears Made of Fiber-Reinforced PA6

An original method for computing the loaded mechanical behavior of fiber-reinforced polymer gears.

### 62 Induction Hardening Process with Pre-Heating for Improved Fatigue Performance of Gear Component

Flexibly controlling residual stress in root fillet and tooth flank by pre-heating prior to induction hardening.

# our machines are making history



*Gears for the Curiosity Rover were ground using the KAPP VUS 55P.*

**Gears good enough for NASA.**

**December 2008** *(date for illustrative purposes only)*

An Illinois manufacturer produces critical gears for Mars Rover "Curiosity" on their KAPP VUS 55P.

**November 2011**

Curiosity launches into space and on the sixth of August, 2012 lands successfully on Mars.

**December 2012**

Curiosity's mission is extended indefinitely.

**December 9, 2013**

Evidence reported from the Curiosity shows Gale Crater contained an ancient freshwater lake which could have been a hospitable environment for microbial life.

**February 19, 2014**

In planning Curiosity's route toward the slopes of Mount Sharp, images piqued interest in the striations on the ground formed by rows of rocks.

See photo at([www.photojournal.jpl.nasa.gov/catalog/PIA17947](http://www.photojournal.jpl.nasa.gov/catalog/PIA17947))



**KAPP NILES**



KAPP Technologies  
2870 Wilderness Place Boulder, CO 80301  
Phone: (303) 447-1130 Fax: (303) 447-1131

[www.kapp-niles.com](http://www.kapp-niles.com) [info-usa@kapp-niles.com](mailto:info-usa@kapp-niles.com)


# gear

TECHNOLOGY Vol. 31, No. 5

## departments

- 06 GT Extras**  
Slone Gear; Unsung Heroes; IMTS 2014
- 08 Publisher's Page**  
No Excuse is Good Enough
- 10 Product News**  
See technologies featured at IMTS 2014 and more
- 70 Industry News**  
What's news; who's new; comings and goings
- 76 Calendar of Events**  
**August 26-28:** International Gear Conference 2014, Lyon-Villeurbanne, France;  
**September 8-10:** Gear Failure Analysis Seminar, Big Sky Resort, Big Sky, Montana;  
**September 8-13:** IMTS 2014, McCormick Place, Chicago, Illinois.
- 77 Advertiser Index**  
How to reach every advertiser in this issue
- 78 Classifieds**  
Our products and services marketplace
- 80 Addendum**  
One "Small Step" Towards Mars?

## Process inspection of gears and splines



More than 35 years of experience in the specialised field of industrial metrology for gears and splines. FRENCO offers tailor-made solutions for all spline and gear situations.

*Exclusive Frenco distributor in the U.S.:*  
Euro-Tech Corporation  
info@eurotechcorp.com  
www.eurotechcorp.com

FRENCO GmbH  
Altdorf, Germany  
www.frenco.de



Visit us on the IMTS:  
booth number W-2453,  
Euro-Tech Corporation



Photo by David Ropinski

# Intelligence in Production.

## Gear manufacturing technology innovations from Liebherr.

During development of our innovations, we place particular emphasis on choosing an optimal solution for the respective application. The result: Process stability and an outstanding quality of manufactured components – with the highest level of economy possible.

Visit us at:



Chicago, IL - USA  
September 8 - 13, 2014  
North Hall,  
Booth N-6930

### Generating grinding machine LGG 180/LGG 280

- A single-table solution for gear grinding of workpieces up to  $\varnothing$  180 mm, or up to  $\varnothing$  280 mm, and workpiece lengths up to 500 mm
- Extremely fast load/unload times of 4 seconds, chip-to-chip, with a single-table
- New Palletizing Cell LPC 3400



### Gear hobbing machine LCH 180 two

- Multi-cut strategy with roll/press deburr-chamfering
- Primary hobbing time is done in parallel to the load/unload, and roll/press deburr-chamfering, between two cuts – on two work-tables



### Gear hobbing machine LC 180 Chamfer Cut

- High chamfer quality with one-cut hobbing strategy
- Primary hobbing time is done in parallel to chamfering in a second machining position

Liebherr Gear Technology, Inc.  
1465 Woodland Drive  
Saline, Michigan 48176-1259  
Phone.: +1 734 429 72 25  
E-mail: info.lgt@liebherr.com  
[www.liebherr.com](http://www.liebherr.com)

# LIEBHERR

The Group

**THE GEAR INDUSTRY'S INFORMATION SOURCE**

[www.geartechnology.com](http://www.geartechnology.com)

Our latest video featured on the *Gear Technology* homepage comes courtesy of **Slone Gear**. This video shows a new way to measure tooth thickness on internal parts using a span micrometer. The gage is set to a master and then placed over several teeth. The Slone Gear software will calculate the tooth thickness/dimension under pins. For more information, visit [www.youtube.com/watch?v=r3ARM7bLf\\_8](http://www.youtube.com/watch?v=r3ARM7bLf_8).



**Unsung Heroes**

*Gear Technology* blogger Charles D. Schultz recently wrote about the unsung go-to guys and gals that go unnoticed in most gear shops. Read this post (The Invisibles: People Who Keep Shops Running) and others at [www.geartechnology.com/blog/](http://www.geartechnology.com/blog/).




**IMTS 2014**

*Gear Technology* will continue to feature the latest product and industry news items related to IMTS 2014 taking place September 8-13 at McCormick Place in Chicago. All the new technologies, products and can't miss events will be available on our website as well as Twitter and LinkedIn.

**E-Newsletter:**

Sandvik Coromant, along with technology partners Star SU, Höfler, DMG Mori, Mazak, Okuma, Carl Zeiss, Zoller, Nikken CNC Rotary Table and WFL, hosted a gear event in Schaumburg, Illinois. Read the recap in our recent E-Newsletter here: [www.geartechnology.com/newsletter/0614/sandvik.htm](http://www.geartechnology.com/newsletter/0614/sandvik.htm)



**Stay Connected**



Follow us on Twitter  
[twitter.com/#!/Gear\\_Technology](https://twitter.com/#!/Gear_Technology)



Connect with us on LinkedIn  
[www.linkedin.com/groups/Gear-Technology-Magazine-3893880](http://www.linkedin.com/groups/Gear-Technology-Magazine-3893880)



Subscribe Online  
[www.geartechnology.com/subscribe.htm](http://www.geartechnology.com/subscribe.htm)

**gear**  
TECHNOLOGY

RANDALL PUBLICATIONS LLC  
1840 JARVIS AVENUE  
ELK GROVE VILLAGE, IL 60007

(847) 437-6604  
FAX: (847) 437-6618

**EDITORIAL**

**Publisher & Editor-in-Chief**  
Michael Goldstein  
[publisher@geartechnology.com](mailto:publisher@geartechnology.com)

**Associate Publisher & Managing Editor**  
Randy Stott  
[wrs@geartechnology.com](mailto:wrs@geartechnology.com)

**Senior Editor**  
Jack McGuinn  
[jmcguinn@geartechnology.com](mailto:jmcguinn@geartechnology.com)

**Senior Editor**  
Matthew Jaster  
[mjaster@geartechnology.com](mailto:mjaster@geartechnology.com)

**Editorial Consultant**  
Paul R. Goldstein

**Technical Editors**  
William (Bill) Bradley  
Robert Errichello  
Octave Labath, P.E.  
Joseph Mihelick  
Charles D. Schultz, P.E.  
Robert E. Smith

**DESIGN**

**Art Director**  
David Ropinski  
[dropinski@geartechnology.com](mailto:dropinski@geartechnology.com)

**ADVERTISING**

**Associate Publisher & Advertising Sales Manager**  
Dave Friedman  
[dave@geartechnology.com](mailto:dave@geartechnology.com)

**Materials Coordinator**  
Dorothy Fiandaca  
[dee@randallpublications.com](mailto:dee@randallpublications.com)

**CIRCULATION**

**Circulation Manager**  
Carol Tratar  
[subscribe@geartechnology.com](mailto:subscribe@geartechnology.com)

**RANDALL STAFF**

**President**  
Michael Goldstein

**Accounting**  
Luann Harrold





# Haven't heard about Scudding®? The answer is this close...



## Call : 734-973-7800

and ask for Scott Knoy

GMTA brings the proven and patented Profiator technology of Scudding® to the North American market, for special gear and spline applications.

With Scudding, quality meets speed in a new dimension of productivity, FIVE TIMES faster than gear shaping. The surface of the workpiece is formed through several small enveloping cuts providing a surface finish and quality level far superior to hobbing, shaping, or broaching.

Scudding is a continuous cutting process that produces external and internal gears/splines as well as spur and helical gearing, with no idle strokes as you have in the shaping process.

Ring gears, sliding sleeves and annulus gearing, whether internal helical shapes or internal spur, blind spline, plus synchronizer parts with block tooth features, and synchronizer hubs are among the many applications for this revolutionary technology from GMTA.

You want to know more, don't you? Call Scott, he's waiting to tell you all about Scudding.



**Profiator**  
Gear Machines, Featuring Our  
Patented Scudding® Technology  
<http://bit.ly/gmtascudding>

For a preview, scan this QR code

Now Representing  
Arnold Laser Welding Machinery  
and Rosink Parts Washers



# No Excuse is Good Enough

**Might some of you may be tempted to skip IMTS this year?** Business is just so-so. You can't afford to be away from the shop. It will be a waste of time because you don't have the budget for new machine tools or new technology anyway. You've cut back on travel expenses. It's your wife's birthday.

Maybe the last excuse is valid, but the others bear closer examination.

Most of you already know that IMTS often presents a unique buying opportunity, because every machine tool manufacturer is there in the same place, and each of them is forced to compete for your attention and your business. This highly competitive environment can result in good pricing if you're in the market to buy.

But even if you're not shopping for new technology, IMTS has a lot to offer. It's not just about buying machine tools, cutting tools and automation. It's about learning how the latest processes and technologies can best be put to use. You can be sure that the newest technology will be on display. You can also be sure that there will be plenty of experts on hand to help you understand how it can help you become more productive, efficient or profitable.

These experts include the engineers who design the technology, the technicians who install it around the world, and the sales people who have worked with companies like yours and probably helped them solve many of the same problems you face. You'll have the opportunity to develop and maintain relationships with the suppliers and potential suppliers who could potentially have an impact on your operations some time down the road. Even if now is not the right time to buy, you should go to IMTS to learn what technology is available. Very often, when the technology is right, it pays for itself anyway.

Don't be fooled into thinking that you know everything already. In my role as publisher of *Gear Technology*, it's my job to stay on top of manufacturing technology. Machine tool manufacturers constantly send us information about their latest advances. I haven't missed an IMTS in decades, and one thing that's never changed is that there's always something to learn. I'm confident that if you go, too, your experience will be the same.

Gear manufacturers will have the opportunity to compare the technologies of all the machine tool manufacturers specializing in gear equipment by visiting the Gear Pavilion. But don't




**Publisher & Editor-in-Chief**  
Michael Goldstein

stop there, because the non-gear equipment can often be just as important to your operations, especially with today's multi-tasking machines. Or maybe you'll need to visit the Quality Assurance pavilion to learn how you can better streamline your inspection operations. The point is, every conceivable manufacturing operation is covered at IMTS, and no matter what you consider your specialty, there may be opportunities to expand your capabilities or increase your productivity that you haven't even considered.

If you look at our Product News section this issue, you'll see a lot of examples of new technology that will be exhibited at IMTS. We're saving some of the best new products for our August IMTS issue, but take a look beginning on page 10 to get an idea of the breadth and depth of technologies that will be on display.

Then, stop making excuses and book your ticket for Chicago. IMTS only comes once every two years, and 100,000 visitors per show can't be wrong. No excuse is good enough. In fact, even if it is your wife's birthday, bring her along. She'll probably enjoy Chicago, too.



# Gear Up Your Quality Control

Robot systems for quality control of surface treatment such as grinding and shot peening by Barkhausen Noise and X-ray stress measurements.

## RoboScan system

- automated inspection
- all surfaces with one set-up
- safe, fast and easy measuring, also on large and complicated parts
- instant feedback
- quantitative results for production control
- environmentally friendly



For residual stress testing  
by X-ray diffraction

## Xstress Robot

- reaches hard-to-reach areas
- handles complicated and large parts easily
- provides maximum flexibility and easy positioning
- is fast and precise



stresstech group

[www.stresstechgroup.com](http://www.stresstechgroup.com)



# Index Traub

## OFFERS PROCESS RELIABILITY AT IMTS 2014

The new Index G220 Turn-Mill Center includes a motorized five-axis milling spindle and a tool turret with Y-axis, providing maximum machining flexibility for turning and milling complex parts in a single setup. Index will demonstrate the machine at IMTS 2014, Booth S-8136. The G220 provides a distance of 1,280 mm between the main and counter spindle and a maximum turning length of 1,000 mm. Operators have easy access to the main and counter spindles, the turret and the motorized milling spindle, as well as the operating panel.

The fluid-cooled, identical main and counter spindles feature a clearance of 65 mm (chuck up to max. 250 mm diameter), and provide power of 20/24 kW, a torque of 135/190 Nm and a maximum speed of 5,000 rpm. A tool turret is located in the lower part of the machine, can accommodate VDI 25 and VDI 30 tool mountings in 18 or 12 stations, all of which can be equipped with individually driven tools (power 6 kW, torque 18 Nm, speed 7,200 rpm).



The G220's fluid-cooled, five-axis motorized milling spindle (with power of 11 kW, torque of 30 Nm and speed up to 18,000 rpm) comes equipped with hydrostatic bearings in the Y and B axes. The stable circular guide further ensures excellent rigidity and damping. The Y-axis features a +/-80 mm stroke. The B-axis, driven directly by a torque motor, has a swivel range of -35 to +215 degrees. With a large travel distance in the X-direction, machining at up to

30 mm below the turning center height is possible.

The motorized milling spindle operates using a one- or optionally two-row tool chain magazine, which features space for 70 or 140 tools (HSK-A40). The double-row tool magazine enables setup during machining time. The compact machine features a CNC-controlled programmable gantry-type removal unit for finished workpieces. It can unload remnants from the main spindle as well as finished parts from the counter spindle.

The G220 is equipped with the latest generation of the Index C200 SL controller. Based on the Siemens Sinumerik 840D sl (solution line), it features an 18.5 inch touchscreen.

Additionally, the new Traub TNL42 automatic lathe will have its North American debut at IMTS 2014, Booth S-8136. Developed for high production precision turning, the new 42-mm TNK42 fixed headstock automatic lathe adds to the series of CNC fixed/sliding headstock automatic lathes, the TNL18 and TNL32. The new machine is for production of turned parts up to 250 mm in length and of geometrically complex workpieces in large and medium volumes.

With two tool turrets, a main spindle with C-axis and 42 mm bar capacity (7,000 rpm, max. 29 kW and 65 Nm) and a swivel counter spindle with C-axis for extensive rear end machining, the TNK42 offers high production rates with only 5.5 m<sup>2</sup> footprint (without bar loader). The vertical design of the machine permits unobstructed chip flow and better ergonomics for setup operations. The stable, vertical cast machine bed is mounted on a heavy cast iron machine base, providing excellent damping properties for high-precision cutting.

The upper tool turret has 10 stations with slide travels of 140 mm in X and 300 mm in the Z axis. All stations in the upper turret can be equipped with live tool holders. Turret indexing is accomplished with an NC rotary axis with a direct measuring system, avoiding the need for any mechanical lock, thereby allowing fast positioning of the turrets at any angle. This way, multiple tools can be assigned to each station, so that the upper tool carrier can be equipped with up to 20 tools.

The standard built-in Y-axis for the two turrets is formed by the interpolated movement of the CNC turret indexing H-axis and simultaneously the C-axis of the work spindle as well as the X-axis of the tool carrier. Through this combined motion along with the powerful tool drives (with max. 5 kW/8 Nm/12,000 rpm), the TNK42 provides a large Y-travel for all turrets, e.g., to mill surfaces and grooves on workpieces or to drill axis-parallel, off-center holes. Traub has also reduced idle time with its innovative optional "Dual Drive" system for the upper turret, where two separate drive trains are used to ramp up the speed for the next tool while still cutting with the current tool. This means the new tool is indexed to the machining position at full speed, reducing secondary processing times and extending the service life of the live tool holders.

Apart from its function as a lower tool turret with 9 stations and identical functionality as the upper tool turret, the lower cross-slide serves as a swivel counter-spindle for rear-end machining of workpieces. The swivel movement of the counter spindle is achieved through the CNC turret indexing axis (H-axis), thereby providing a counter spindle with a C-axis that can be moved in three axes (X/H/Z), allowing unrestricted counter spindle machining at 7,000 rpm (max. 12 kW and 22.5 Nm) and 42 mm spindle clearance.

### For more information:

Index Traub  
Phone: (317) 770-6300  
[www.indextraub.com](http://www.indextraub.com)

# Hainbuch America

## PRESENTS TWO QUICK CHANGEOVER SYSTEMS AT IMTS

The centroteX System allows changeover of any workholding device on a machine within five minutes while maintaining accuracies, eliminating the need for an operator to indicate the workholding system during changeovers and dramatically decreasing machine downtime. This system has a common flange plate that is fitted to the machine spindle along with a bayonet mount on the drawtube. The sub plate with chuck or fixture is then coupled to this interface, rotated 15 degrees and locked via quick connect fasteners. The centroteX System


ity of 0.003 mm is possible. This can be accomplished without adjusting.

New to the Hainbuch modular system is the Jaw Module, which is small and flexible; can be quickly changed and covers a large clamping range. The result is a quick-change clamping solution for all situations. The new Jaw Module completes the circle of modularity and gives a new clamping dimension that opens

up even more possibilities for users. All this with less weight and a smaller interference contour. In short: ID clamping, OD clamping and 3-jaw clamping all-in-one. Hainbuch America will be at Booth W-2413 in the Tooling & Workholding Systems Pavilion.

### For more information:

Hainbuch America  
Phone: (414) 358-9550  
[www.hainbuchamerica.com](http://www.hainbuchamerica.com)



can be mounted on any CNC machine and with most any workholding or fixture device, allowing manufacturers to schedule production scenarios according to their customer needs and not according to the workholding set-up on the machines. .

The second quick change system is Hainbuch's Spanntop Modular Chuck System. This system utilizes Hainbuch's original 10-second collet change for OD clamping. What if you want to change over from OD clamping to precise ID clamping, without changing the clamping device? Not a problem with the Mando Adapt mandrel. Place the mandrel in the mounted clamping device and tighten three screws to lock the mandrel in the clamping device for extreme rigidity and precision. For rotating products, concentricity of 0.005 mm between taper and mandrel taper can be achieved. For stationary clamping devices, repeatabil-

# CUSTOM BEVEL GEAR MANUFACTURING



## REVERSE ENGINEERING BREAKDOWN SERVICES

IN-HOUSE STEEL MATERIAL WAREHOUSE  
STRAIGHT BEVEL GEARS: 80° PD  
SPIRAL BEVEL GEARS: 66° PD  
FULL HEAT TREATING SERVICES  
SPURS, HELICALS, SPLINE SHAFTS  
GEARBOX REPAIR/REBUILDS  
EDM WIRE BURNING

# B&R

TOLL FREE: 800-238-0651

[inquiry@brgear.com](mailto:inquiry@brgear.com) • [www.brgear.com](http://www.brgear.com)

## Machine and Gear Corporation



# OPEN DIE FORGINGS & SEAMLESS ROLLED RINGS



**ALL PARTS ROUGH  
MACHINED  
100% UT TESTED**

**108" Max O.D.**

**6" Min O.D.**

**Up to 55,000 lbs**

**FAST QUOTES  
48 HOURS OR LESS**

**ISO9001:2008 AS9100/2009C**

**All Metals &  
Forge Group**

**STEELFORGE.COM**

**800.600.9290  
973.276.5000**

As a value added service to its customers, AM&FG sponsors **Manufacturing Talk Radio**, The Voice of Manufacturing Globally



**MFGTALKRADIO.COM**  
Live Broadcast On the Web  
Every Tues. at 1PM EST

# Sunnen Products

OFFERS HEAVY-DUTY BORE GAGES

Sunnen (Booth N-700) GR-2245/2241 bore gages combine rugged design with precise, reliable measurement to 0.0001" for heavy-duty large-part machining. Standard models are capable of checking bore diameters from 2" (50.8 mm) to 12" (300 mm) and bore lengths up to 24" (600 mm) with appropriate attachments, while special-order models can measure bores up to 65" (1650 mm) long. GR-2245/2241 gages are suitable for energy industry components, such as flow meter tubes, liner hangers, drill pipe, mud pump liners and sucker rod pump barrels. Available with analog dial readout or electronic indicators, the gages feature long wearing, replace-

able carbide gaging points to withstand extreme wear conditions with rough workpieces or abrasive materials. The gages feature patented wear-proof ball cranks for long-term repeatability and retractable or non-retractable gaging points. Models with retractable gaging points prevent scratching of the bore during removal. The gages are designed with a dust/water protection level of IP42 or IP53, and a specially designed shock shield protects the dial from hand heat and jarring to ensure reliable readings.

The gages use adjustable centralizers to ensure proper positioning over the entire diameter range, resulting in accu-

# Siemens Industry, Inc.

INCREASES CNC TECHNOLOGY AT IMTS

With the introduction of the 808 at IMTS in 2012, Siemens brought power, flexibility and reliable performance to the job shop. Already accepted as an OEM component by numerous mill and lathe builders, the 808 provides job shops the unique opportunity to apply advanced CNC power to their existing machines, breathing "new life into old iron," as the saying goes. The 808 rounds out the growing family of CNC models from Siemens, which now spans the range from the

most basic three-axis machines to most advanced five-axis machining centers, with full robotic integration, secondary ops management and transfer line capability, all on a single control, the 840D. This and other Siemens innovative products will be on hand at IMTS 2014 at Booth E-5010.

**For more information:**

Siemens Industry, Inc.  
Phone: (800) 743-6367  
[www.siemens.com](http://www.siemens.com)



rate centering action, even if the gage is tilted off the bore axis. A simple twist adjusts gaging tension, allowing the head to go smoothly in and out of any size bore. A right-angle attachment is available for conditions where the gage is difficult to read or total gage height is an issue. Blind-hole probes allow measurements to within 0.5" (13 mm) of the bottom the blind bore.

GO/±NG judgments, which are then displayed in full-size characters.

The electronic indicator displays the spindle's absolute position via an absolute linear encoder capable of relocating the origin, even after the power is turned off, for quick-start, multi-point measurement. The positive/negative count resulting from the spindle's up-and-down movement can be toggled, and the indicator face can be rotated 330

degrees, for easy reading at virtually any angle. Battery life, under normal use, is approximately 5,000 hours.

All gages come packed in sturdy, custom-fitted boxes with all tools and wrenches required for setup and adjustment.

**For more information:**

Sunnen Products Company  
Phone: (314) 781-2100  
[www.sunnen.com](http://www.sunnen.com)



Standard dial-equipped gages read out in tenths (0.0001"/0.002 mm), and models with five-tenths read outs (0.0005"/0.010 mm) are also available.

Gages with electronic indicators are accurate to ±0.00012 in. (±0.003 mm) with 0.00005 in. (0.001 mm) resolution, and provide the ability to perform scaling calculations, judge tolerance, hold data and perform general comparison measurements. Operators can easily toggle between inches and metric measurement readouts. A data output cable enables direct transfer of bore measurements to a computer, making the gages ideal for fast SPC data collection at multiple points in a bore during long production runs. Gages can be preset with upper and lower tolerance limits for

**PROTO** a world of solutions  
MANUFACTURING

RESIDUAL STRESS & RETAINED AUSTENITE MEASUREMENT

Choose from one of our portable or laboratory systems, or utilize our ISO 17025 laboratories for accurate and efficient contract measurement services.

For more information contact us at [info@protoxrd.com](mailto:info@protoxrd.com) or 1-313-965-2900

[www.protoxrd.com](http://www.protoxrd.com)



# McINNES ROLLED RINGS

## WHEN WEEKS ARE JUST TOO LONG...

**WE SHIP IN AS FEW AS 5 DAYS**

By combining the latest in ring rolling technology with experienced people, McInnes delivers the best value in carbon, alloy and stainless steel rolled rings.

**CARBON · ALLOY  
STAINLESS STEEL  
RINGS · 4" - 144" OD**

[www.McInnesRolledRings.com](http://www.McInnesRolledRings.com)

**1.800.569.1420**

## Walter USA LLC EXPANDS CUTTING TOOL TECHNOLOGY

Walter will showcase several new technologies in Booth W-1700 at IMTS 2014. The exhibit will feature the new Walter Blaxx F5055 slitting cutter, the latest addition to its Blaxx family of high-performance milling cutters. The mill incorporates similar technology to the Walter Cut SX grooving system, which is based on self-gripping, form-locking indexable inserts that provide ideal cutting force for the tool. The SX parting and grooving system also features coolant supply through the tool for optimum cooling of the cutting edge for all monoblock tools in the SX system.

Also featured will be Walter's expansion to its range of tough, reliable and long-life standard solid carbide deep-hole drills with the introduction of Walter Titex X•treme D40 and the X•treme D50 drills, which provide 40xD and 50xD drilling depths respectively. Walter's XD technology (XD stands for extremely deep) enables holes to be drilled in one operation without pecking, in steel, cast iron or non-ferrous metals. The display will also include New Tiger•tec Silver high performance cutting material with new positive rake 7° and 11° geometries for steel machining along with new geometries for cast iron machining will also be on hand. The new geometries include a classic flat top with a stepped plateau, as well as a robust geometry for maximum process reliability, even for interrupted cuts.

Further, the company will feature its new range of Walter counter-boring and precision boring tools for diverse

machining applications. The new line has been expanded with Capto adaptors in addition to the existing NCT and ScrewFit adaptor program.

New Prototyp Prototex Eco Plus from Walter, also on display, is a versatile through-hole tap that delivers superior performance and tool life. Designed for through-hole threads up to 3.5xD, it can be used on steel, stainless steel, and cast iron and non-ferrous metals such as aluminum and copper.

The exhibit will also highlight Walter Xpress and Walter Multiply. Walter



Xpress is an incredibly fast ordering and delivery system for high-quality special tools. Walter Multiply is a multi-level networked and customized program that assists users in the optimization of tool selection from planning, manufacturing, maintenance, logistics and training. A variety of cutting fluids and coolants available from Walter, including its newest low foaming options, will also be displayed.

### For more information:

Walter USA LLC  
Phone: (800) 945-5554  
[www.walter-tools.com](http://www.walter-tools.com)



# Jenoptik

## OFFERS VERSATILE MOBILE SURFACE MEASUREMENT SYSTEM

The Jenoptik W10 mobile surface roughness measuring system (IMTS 2014 Booth E-5545) is ideally suited for measurements on the production line or machining cell. The new instrument's remote measuring capability brings the measurement lab to the shop floor. Light and compact in design, easy to operate with long-lasting battery power, the W10 is simple to use. Operation is intuitive through the easy to understand graphic user interface. More than 800 measurements with one battery charge guarantee a high level of reliability even during frequent use. Measuring results may be quickly printed out on the integrated printer—wirelessly via Bluetooth technology. Capable of checking more than 40 roughness and waviness parameters using an extensive array of probes and accessories, the new W10 can match the performance of more expensive stationary systems with its accuracy and precision.

The new Jenoptik W10 is ergonomically designed, with the device easily fitting into the user's hand making it simple to precisely position on the workpiece. The wireless device can be used for transverse probing, overhead measurement, mobile measurement on small shafts, perpendicular measurement, and is equipped with tripod legs to adapt to small workpiece height. An integrated V-groove securely positions small shaft type parts on the unit for measuring.

The W10 is capable of tracking eight separate measurement programs, including one for device verification, up to 100 separate profiles, with a total storage capacity of up to 10,000 completed measurements. The integrated click wheel allows the operator to intuitively select device functions. In conjunction with the large color display with graphic interface, this makes operation of the W10 simple and transparent, delivering easy to see results and tolerance evaluations. The roughness probes and measuring instrument electronics are calibrated independently from each other at the factory.

**For more information:**  
Jenoptik Industrial Metrology  
Phone: (248) 853-5888  
[www.jenoptik.com](http://www.jenoptik.com)



WHEN YOU NEED IT RIGHT  
THE FIRST TIME

# The Broach MASTERS

Much  
More  
Than Just a  
Broach  
Company!

## & Universal Gear

The quality and precision of our Broaches, Shaper Cutters and Gears have won customers world-wide - from the smallest gear shop to NASA and the Mars Rover.

- Broach & Shaper Cutter manufacturing & repair
- Gear & Spline—prototype to production
- Master Gears & Gages
- Small & fine pitch

**Precision. Performance. Perfection.**  
The First time and every time.

**The Broach Masters, Inc.**

QUALITY TOOLS  
SERVICE  
"DEDICATED TO EXCELLENCE"

1605 Industrial Drive  
Auburn, CA 95603  
Phone: (530) 885-1939  
Fax: (530) 885-8157  
Web: [www.broachmasters.com](http://www.broachmasters.com)  
Email: [info@broachmasters.com](mailto:info@broachmasters.com)

**U.G.C.**  
MADE IN U.S.A.



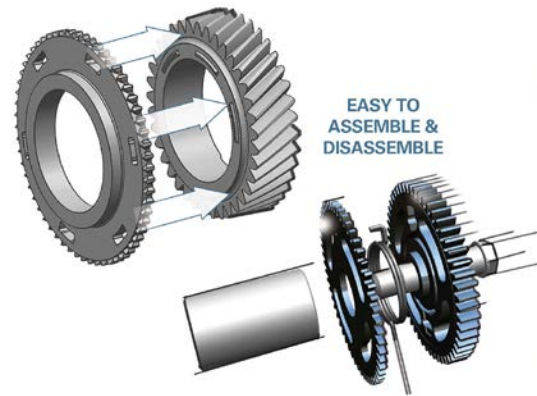
# GKN Sinter Metals

OFFERS POWDER METAL ALTERNATIVES

GKN Sinter Metals is a developmental partner of the automotive industry, producing the widest range of sintered drivetrain components from metal powder worldwide. Powder metal production processes are environmentally friendly, producing safe and quiet-running components with a long ser-

vice life — the engineers at GKN Sinter Metals see these products as the future trend of gearbox design.

GKN's TechCenter at Radevormwald, Germany, is supporting this trend. For many years, the engineers at the TechCenter have been working to optimize manual and automatic gear-



**comtorgage®**

comtorgage®  
SLATERSVILLE, RI USA

Comtorgage... Dedicated gaging for Repeatability and Reproducibility

**If you have to measure it, Comtorgage it !**

Phone: 401-765-0900 Fax: 401-765-2846  
[www.comtorgage.com](http://www.comtorgage.com)

Made in U.S.A.

boxes with universities and renowned research institutions, like the Laboratory for Machine Tools and Production Engineering (WZL) of RWTH Aachen University, that specialize in materials science and drivetrain technologies

During the VDI Drivetrain Congress, held from June 24-25 in Friedrichshafen, Germany, GKN presented its product portfolio, field-tested gear developments and technological trends such as light-weight design.

Antonio Casellas, vice president of GKN Sinter Metals Global Product Management, said, "Powder metallurgy is a pioneering technology. It offers a variety of process options with specially designed metal powders to meet the increasing demands of the various drivetrain applications. Powder metal offers new possibilities in geometry, such as undercuts, 'green-in-green' technology or helical gears to innovate gearbox design."

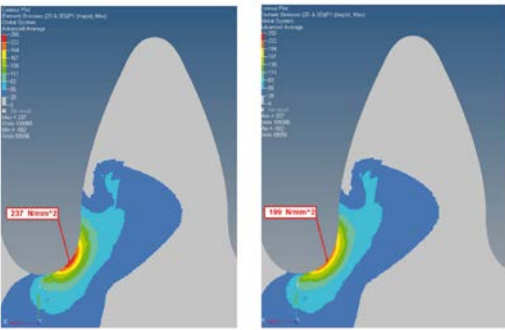
Four examples of GKN technology include:

*Conventional compaction.* Conventional compaction of selected metal powders on GKN developed powder presses using 'closed-loop' technology ensures densities above 7.2 g/cc with a homogeneous material structure. The 'closed-loop' method developed by GKN allows geometries such as undercuts or the innovative 'green-in-green' technology. The surface density is further improved by a subsequent sizing operation.

*Warm compaction.* Utilizing warm compaction, a technology developed by GKN, a density of more than 7.35 g/cc is achieved. The powder has been engineered to be compacted in heated tooling. Again, the 'closed-loop' process is used.

ORIGINAL

MODIFIED



**Selective rolling.** Rolling of selected functional surfaces serves to achieve full density in highly stressed contact areas of the drivetrain component. Helical gears can be provided with a heavy-duty surface area and an elastic core with a supporting strength to optimize application performance.

**Powder forging.** Due to its outstanding design flexibility and excellent performance with good geometrical precision, powder forging is an ideal technology for producing drivetrain components because a nearly full density is achieved across the entire volume of the part. In this process, a PM part having a compact density of approximately 7.0 g/cc is fed directly from sintering into a forging press. It is then brought to full density by hot forging.

Powder forged synchronizer rings and passenger car connecting rods represent a selection of high volume components that GKN produces for drivetrain applications. An extension to this technology is the development of powder forged gearbox components with helical teeth. The various processes described here represent only a small selection of our technological and economic solutions. These are complemented by our extensive experience in the development of metal powders, powder presses, compaction tooling, sintering and heat treatment for advanced drivetrain applications.


**For more information:**  
GKN Sinter Metals  
Phone: +(44) 1527 517715  
[www.gkn.com](http://www.gkn.com)

# Okuma

## DEMONSTRATES SPEED AND POWER WITH MA-12500H MACHINING CENTER

Okuma's MA-12500H horizontal machining center will be on display for the first time at the 2014 International Manufacturing Technology Show (IMTS), Booth S-8500. The hallmark of this machine is its ability to provide a good balance of speed and cutting power for machining of aluminum alloys, cast iron and difficult-to-machine materials. This makes it well suited for large part aerospace machining. The MA-12500H is so fast and powerful, it's the machine of choice for building lathes at the Okuma DS1 plant in Oguchi, Japan. Built on an integral bed and base, and designed with reinforcing ribs for increased stability and load carrying capacity, the MA-12500H incorporates Okuma's exclusive Thermo-Friendly Concept to achieve unparalleled thermal stability and accuracy. Standardly-equipped with a 50 taper 6,000 rpm, 60/50 horsepower spindle, it is also available with either a 12,000 rpm wide range spindle or 4,500 rpm heavy duty spindle.

**For more information:**  
Okuma America Corporation  
Phone: (704) 504-6324  
[www.okuma.com](http://www.okuma.com)



**Operational Work? We're Armed to the Teeth!**

**FOREST CITY GEAR**

**FCG SPECIAL OPS**

**FASTER:**

We'll strike quickly, and have a quote to you in 48 hours or less to fulfill the mission. You might also qualify for our Guaranteed Lead Times program – so you can move faster on the competitive battlefield!



**Hit your targets with precision accuracy!**

[forestcitygear.com/OPS](http://forestcitygear.com/OPS)

# Zeiss

## CONTURA OFFERS ADDITIONAL MEASURING RANGES

The latest generation of the successful Zeiss Contura is now entering the market. Zeiss introduced the coordinate measuring machine at the Control show in Stuttgart, Germany. This system provides a platform for flexible, reliable and uncompromising quality assurance. It is even more precise than its predecessor and offers a large package of optical

sensors on top of additional measuring ranges. Zeiss Calypso reference software and a highly tuned overall system enable Zeiss Contura to maintain its place as the standard in its class.

Like no other Zeiss coordinate measuring machine, Zeiss Contura has made high-performance measuring technology available to the masses. The latest

generation will continue on this proven path. A reliable measuring system is the result of the interaction of its components: design, sensors, software and service. "With Zeiss Contura, customers receive a well-balanced system and thus a guarantee for stable, reproducible precision. Put simply: results you can rely on," says Andrzej Grzesiak from Zeiss Industrial Metrology business group. Thanks to its robust design, Zeiss Contura can also be used near production. The latest and most powerful scanning sensors from Zeiss are available for the machine.

### Tailored sensors

In tune with the various customer requirements, sensors are available in the direkt, RDS and aktiv versions. With the Zeiss Vast XXT probe, the direct model enables scanning. This configuration is ideal for small workpieces, for



**“BEHIND EVERY GREAT BEARING IS A GREAT RING.”**

**We only use Rotek® rings to manufacture our industry-leading bearings.**

From rolled rings to fully customized machined rings, we offer a wide range of sizes that give you the design flexibility you need. In fact, whatever your production demands, Rotek is behind you every step of the way. For a quote, visit [www.e-rotek.com](http://www.e-rotek.com) or call us at (800) 221-8043.

**Rotek Incorporated**  
Exceptional Rings Lead to Exceptional Bearings



**ThyssenKrupp**

© 2014, Rotek Incorporated. All rights reserved.

which a small single or star stylus is sufficient. Scanning makes it possible to efficiently and precisely measure the form in addition to the size and location. For parts with different angular positions, the RDS sensor model is the right choice. The RDS articulating probe holder can be freely positioned in 2.5 degree increments, resulting in more than 20,000 possible positions. Thanks to the RDS-CAA, the data from every single position can be mathematically calculated in just a few minutes. "This drastically improves the utilization level of the machine and results in additional possibilities to immediately measure even complex angular positions," states Grzesiak. Its sensor interface permits the flexible use of contact and optical sensors, including the new Zeiss LineScan sensor. It enables the fast optical measurement of features.

The active configuration is recommended when long styli are needed for measurements deep inside a part or for additional demands on precision and speed.

The Zeiss Vast XTR gold and Vast XT gold premium probes are available. This active regulation enables highly accurate measurements with very long, heavy stylus systems. "Active scanning is a unique value added by Zeiss," emphasizes Grzesiak. navigator technology from Zeiss, which enables a tangential approach without a stop & go, as well as circular or helical scanning, results in added productivity.

### Choice of measuring ranges

Another new feature is the range of measuring volumes. The Zeiss Contura family has eight different sizes starting with a measuring volume of 700 × 700 × 600 mm up to 1200 × 2400 × 1000 millimeters. From a design standpoint, Zeiss Contura is based on proven features: its efficient, highly precise air bearings are an in-house development. Zeiss AirSaver can also be integrated for additional savings. This technology reduces com-

pressed air consumption by up to 60 percent depending on how it is used.

**For more information:**  
Zeiss Industrial Metrology  
Phone: (800) 327-9735  
[www.zeiss.com/metrology](http://www.zeiss.com/metrology)



**Operational Work? We're Armed to the Teeth!**

**FOREST CITY GEAR**

**FCG SPECIAL OPS**

**SMARTER:** We have one of the best Quality Assurance departments in the industry. We'll employ these assets to inspect your gear at no cost. After all, most battles are won before they're ever fought.

*Strike now before your targets move out of range!*

**FREE INSPECTION OF YOUR EXISTING GEAR**

[forestcitygear.com/OPS](http://forestcitygear.com/OPS)

# Seco Tools

## HIGHLIGHTS MILLING, TURNING AND THREADING AT IMTS 2014

Seco Tools, LLC (Booth W-1564) will unveil several new milling, turning, threading and tool holding products that were developed with material advancements in mind, including a square shoulder cutter that enhances side-milling operations, a multi-edge system that meets the industry's demand for narrow cutting-edge grooving and parting-off tools, an insert that provides high-performance threads in a single pass, and toolholders with special vibration damping capabilities.

### Milling

Seco will spotlight several milling insert grades including the new MS2050 that utilizes an advanced coating technique and substrate to bring enhanced process reliability and higher cutting data to applications involving titanium alloys. The special PVD coating on the MS2050 not only strengthens the insert's wear resistance but also eliminates reac-

tion with the workpiece material for increased cutting speeds and tool life and a lower cost per part. MS2050 is available in a variety of positive geometries for square shoulder milling, face milling, copy milling and high-feed milling.

With its four cutting edges and innovative cutter design, the new Square T4-08 shoulder milling solution that will be on display at IMTS balances economy and performance when machining cast iron and steel. Made for roughing and semi-finishing operations, the Square T4-08 brings smooth cutting action and good surface finish to slotting and contouring applications. The tangential mounting of the tool's inserts increases the surface area of contact between the inserts and cutter body, resulting in increased rigidity and machining stability. Additionally, such a mounting design directs the cutting forces to the thickest part of the inserts, providing highly robust milling performance and



## All The Gear Cutting Tools You Will Ever Need Are Right Here DTR is one of the world's largest producers.

**DTR. Your best choice for high quality gear cutting tools.**

DTR is a world class supplier of the finest high performance long-life gear manufacturing tools, for small and large gear cutting applications. Established in 1976, we are one of the world's largest producers of cutting tools, shipping to over 20 countries.

DTR offers a full line of gear cutting tools including:

- Hobs
- Carbide Hobs
- Shaper Cutters
- Milling Cutters
- Chamfering and Deburring Tools
- Broaches
- Master Gears

We can produce virtually any tool you need for auto, aerospace, wind, mining, construction and other industrial gears.

Every tool is precision-made utilizing high speed steel, premium powder metal or carbide and the latest in coatings, to achieve superior cutting and long life. DTR uses top of the line equipment including Reischauer CNC grinders and Klingelnberg CNC sharpeners and inspection equipment.

Learn more about our outstanding quality tools at [www.dragon.co.kr](http://www.dragon.co.kr).

Call us at **847-375-8892** for your local sales representative or Email [alex@dragon.co.kr](mailto:alex@dragon.co.kr) for a quotation.



**DTR has sales territories available. Call for more information.**

# DTR

**PERFECTION MOVES US**

(formerly Dragon Precision Tools)

[WWW.DRAGON.CO.KR](http://WWW.DRAGON.CO.KR)

**U.S. Office Location (Chicago)**

Email inquiries to: [alex@dragon.co.kr](mailto:alex@dragon.co.kr)

1865A Hicks Road, Rolling Meadows, IL 60008

PHONE: 847-375-8892 Fax: 224-220-1311

Headquarters

36B-11L, Namdong Industrial Complex, Namdong-Gu, Incheon, Korea

PHONE: +82.32.814.1540

FAX: +82.32.814.5381

increased metal removal rates with small diameters.

IMTS attendees will also see the latest in flexible, cost-effective modern end-mill design by way of the Minimaster Plus replaceable milling tip system. Engineered with speed, precision and complete versatility in mind, the system offers a large selection of inserts and shanks for a multitude of tough milling applications, including those that involve steel, stainless steel, cast iron and aluminum materials. Most recently, Seco made this system even more adaptable by adding internal coolant capability to all three of the diameter sizes of its new high-feed milling heads.

As more manufacturers opt for stronger, lighter composite materials instead of steel to reduce the weight of the parts they produce, Seco has developed dedicated tooling for the rapidly growing use of this material. Among those products are the Jabro JC840 and JC845. The JC840 double helix end mill cutter effectively machines laminated materials by directing its cutting forces inward and toward the component filler material during slotting and side milling operations. The JC845 solid end mill reduces delamination, pressure build up and heat in the cutting zone when slotting and side milling carbon fiber reinforced plastics.

### Turning

Regarding advanced turning inserts for different materials, Seco will exhibit its Duratomic-coated TK1001 and TK2001 carbide grades that bring exceptional wear resistance and faster cutting speeds to cast iron applications as well as the TP1030 cermet grade that maintains tight tolerances and high surface finish in high-volume threading operations involving steels and stainless steels. From its Secomax line, the company will highlight CBN010, an uncoated PCBN grade that has high resistance to edge chipping when cutting hardened steels, and CBN060K for turning case hardened steels within the application area defined by H10 – H20 ISO designations.

Seco's X4 multi-edge system meets the industry's demand for narrow cutting-



edge grooving and parting off tools. At IMTS, attendees will see how the company has added smaller shanks to the short reach system so that it can accommodate an even broader range of machining applications such as Swiss parts. Overall, the X4 consists of indexable tangential inserts with three-dimensional chipbreakers and a highly stable clamp design. These strong, dependable system components achieve high accuracy, repeatability, productivity and surface quality in external grooving and parting-off operations involving small parts, slim bars and tubes made from a wide variety of common materials.

### Threading

The new Thread Chaser inserts that Seco will have on display at IMTS incorpo-

rate multi-tooth patterns to allow push and pull threading of OD and ID features with one or two passes. The inserts incorporate precise thread patterns that quickly and reliably generate high-accuracy, consistently perfect thread pitches. Through-coolant holes and chip formers direct high-pressure coolant precisely to the cutting edge to optimize chip formation, provide efficient chip evacuation and extend tool life. These inserts will provide substantial value to manufacturers working with pipes and couplings made from a wide range of material hardnesses for the oil and gas industry.

### For more information:

Seco Tools  
Phone: (248) 528-5200  
[www.secotools.com](http://www.secotools.com)

**Operational Work? We're Armed to the Teeth!**

**FOREST CITY GEAR**

**FCG SPECIAL OPS**

**BETTER EQUIPPED:**

Successful 'cut teeth only' missions depend on the skill and expertise of the team. You can rely on our Gear Team 6 to give you expert gear analysis and take your operational work to a higher level.

**Launch your mission before your competition knows what hit them!**

[forestcitygear.com/OPS](http://forestcitygear.com/OPS)


**EXPERT GEAR ANALYSIS**

# No Compromising on Quality at Allison Transmission

**Gleason 350GMS helps put higher quality, more reliable gears into its next-generation TC10 automatic transmission.**

In the past, Class 8 tractor operators have been forced to sacrifice vehicle drivability and transmission reliability and performance just to squeeze a few precious extra miles out of a tank of gas. For many, those days are now coming to an end, thanks to Allison Transmission's all-new TC10 automatic transmission, which delivers 5% more fuel economy than their current manual or automated manual tractors. The TC10 also provides smooth, seamless acceleration and the peace of mind that comes with a 5-year, 750,000-mile warranty.

High quality transmission gears produced in Allison's ultra-modern Plant 16 at their Indianapolis, IN global headquarters play a significant role in the TC10 performance story. For example, in the past a finish profile grinding operation after heat treat would have been considered the exception rather than the rule for gears of this type. Now, grinding is a requirement for many of the 20 gears found in this countershaft 10-speed transmission. But with profile grinding comes the potential for grinding



A standard Barkhausen inspection on this Allison helical gear consists of two traces per tooth flank, four teeth evenly spaced 90 degrees apart – 16 total traces.



Allison conducts a typical Barkhausen inspection on the Gleason 350GMS, using simple step-by-step programming steps in the familiar GAMA Windows environment.

burn — the often unpredictable thermal damage that can occur to a hardened gear during grinding. Grinding burn can cause re-tempering and the creation of a softer microstructure that ultimately causes high tensile stresses and a gear that wears prematurely or fails catastrophically—a condition that Allison is keen to detect, but not through the traditional nital etching method.

**Making the case for Barkhausen.** In the early stages of the TC10 project, Allison Transmission decided to take a different approach to the detection of grinding burn and other surface damage that can result from case hardening and even parts handling – a method that today is paying significant dividends in gear quality and performance, according to Ann Wilkerson, Allison Transmission manufacturing engineer.

“While a number of the TC10 ground gears are purchased, we do

have one particularly challenging helical gear with very high tolerance requirements that we decided to produce from forgings in-house, including a final finish grinding operation where the potential for grind burn exists,” explains Wilkerson. “Neither installing a nital etching line nor outsourcing the gear for nital etching were options from a cost and delivery standpoint, and because of our concerns about the process itself. Fortunately, the Gleason GMS gear inspection solution allows us to perform not only the typical gear checks required in our day-to-day prototyping and production work, but also Barkhausen and surface finish measurement. Through the use of the GMS and Barkhausen, we’ve had considerable success in refining our grinding and dressing cycles to minimize grind burn — not to mention detecting evidence of grind burn that would not have shown up with nital etching.”

The Barkhausen noise analysis (BNA) method is based on the measurement of a noise-like signal, generated when a magnetic field is applied to a ferromagnetic sample. By applying an alternating magnetic signal to the gear, and essentially magnetizing it, any discontinuity in



the microstructure becomes the source for a noise-like signal that can be detected and measured. James Thomas, applications engineer for American Stress Technologies, a pioneer in the application of Barkhausen technology and supplier of the technology to Gleason, explains it this way: “Barkhausen is very instructive because it provides a relative measurement that changes with varying stress in the material or microstructural variations in the material. We simplify it by expressing the measure with a signal number. With more tensile stress, the number increases; with more compressive stress, it decreases. As microstructure goes softer, the number increases; conversely, the number decreases with a harder microstructure. With grinding/retempering burn, you have a transformed, softer layer of microstructure with a different density than the surrounding material, thus creating high tensile stresses that might be 20 to 50 microns deep. The softened microstructure and high tensile stresses both drive the Barkhausen number we’re able to report higher.

“Nital etch allows for detection of transformed microstructure on the surface, but it is insensitive to residual stresses that accompany grinding burn and reach a peak in the sub-surface.”

Wilkerson concurs. “Nital etch is ‘shades of grey’ – you can’t know with certainty about damage sub-surface,” she says. “Say you’ve burnt a

gear in a roughing pass, then finish grind it. On the surface it might appear OK with nital, but underneath there may be a layer of tempered material. As bad as we intentionally burnt the artifacts

(master gears) we used for understanding and setting the high limit BNA number and for comparison to the parts we’re producing, they didn’t look that bad with nital etch. Barkhausen tells a completely different story.”

#### **Barkhausen and GMS integration.**

Today, as Allison Transmission ramps up production of its TC10 transmission, the Gleason 350GMS is tasked with all the inspection requirements of the gears produced by Allison in Plant 16. Equipped with the GAMA applications suite of software, the GMS series empowers Allison’s operators with the ability to completely inspect gears. GAMA puts a host of powerful features right at their fingertips, creating a simple, intuitive human/machine interface. The process of creating a new program, for example, is as easy as point and click, and can be done in just minutes in a few easy steps and regardless of the operator’s level of experience, or gear type. Allison’s GMS is equipped with a series


of scanning probes with various stylus sizes and configurations to meet the requirements

of any spur or helical, internal or external gear as large as 350 mm in diameter – all interchangeable with an automatic probe changer.

Gleason and American Stress Technologies have partnered to seamlessly integrate AST’s proven Rollscan 300




**American Stress Technologies’ Rollscan 300 digital Barkhausen noise analyzer and probe are easily integrated into the Gleason 350GMS. End result? All of the necessary gear inspection can be conducted on a single GMS machine, in a single setup, saving time and helping ensure inspection accuracy.**



**The GMS’ surface finish measurement capability allows Allison to inspect this internal ring gear after finish shaping. Inspection parameters are selectable from a variety of industrial standards, and parameters such as Ra, Rq, Rz, and Rmax. Programming for this measurement as well is incorporated into the GAMA suite of software.**

digital Barkhausen noise analyzer and probe into the GMS platform. The operator sets up and conducts a Barkhausen test on the GMS just as he would with any inspection. He simply selects the Barkhausen test, and then fills in the test parameters in the familiar Windows-based GUI, identical to those used for any other GMS inspection. Since the probe must be free to rotate to follow the gear flanks, it must be manually aligned by the operator so it is flat against the first tooth flank to be inspected. Then GAMA does the rest, automating the Barkhausen measurement process, displaying results



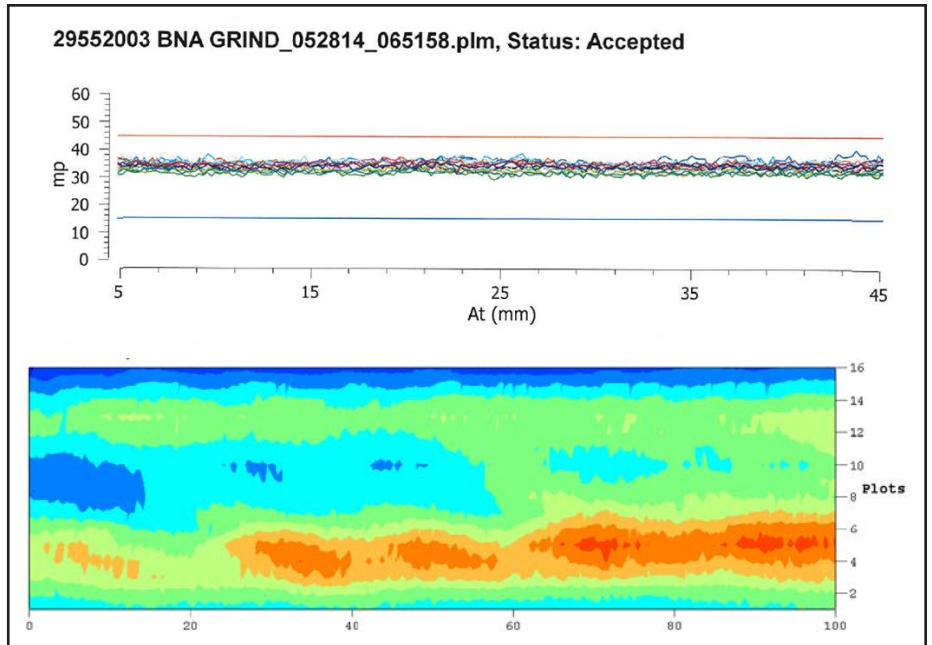
**The new Allison TC10 tractor transmission: delivering 5% better fuel economy and a host of other long-sought benefits to Class 8 tractor operators.**

to the operator as the measurement progresses, and providing results in the desired format – a plot of all traces with the desired/appropriate BNA numbers for each trace. The results and probe alignment can be verified by comparing the Barkhausen measurements with a known artifact (master gear) or, where more detail is needed, as a “heat map,” visually depicting grinding burn as a hot spot.

“What made us particularly confident in our purchase decision of the Gleason 350GMS was our familiarity with Gleason metrology equipment (legacy systems are in use throughout Allison, and several GMM and GMS models have been purchased for Allison’s India operations), and the knowledge that Gleason has excellent software engineering,” recalls Wilkerson. “We knew they had good people to help us with the integration of Barkhausen and surface finish measurement.”

Gleason Regional Sales Manager for Metrology Products Dave Taylor concurs. “The successful integration of Barkhausen analysis and internal surface finish inspection into the 350GMS is an example of our ability to meet ever-changing customers’ needs with our resident staff of software and hardware engineers. We relish opportunities such as this.”

**Surface finish measurement.** The TC10’s higher gear quality requirements have even extended into surface finish – yet another reason the Gleason GMS has made so much sense for Allison, according to Wilkerson. The GMS has the capability to perform a wide range of sur-



**Barkhausen inspection results: measurements comparing the actual part with an artifact that has grind burn (top). A detailed heat map (below) can be produced by using 16 traces per tooth flank. This pictorial analysis shows grind burn as hot spots.**

face roughness measurements and thus eliminate the setup time and additional equipment expense usually required when performing this inspection off-line. For Allison, this means that meeting the new surface finish inspection requirements for an internal ring gear after the finish shaping operation is all in a day’s work. “The GMS works particularly well because with surface finish you always want to check perpendicular to the lines of finish and in the case of shaping these are axial lines, so we’re checking from root to tip along the involute – a natural path for the GMS,” she says. “The move-

ments of the machine inherently ensure measurement reliability.”

Commercially available probe styli are used, with choices to meet the tolerances of most required roughness parameters including Ra, Rq, Rz and Rmax. As with the Barkhausen inspection, programming for this measurement is incorporated into the GAMA suite of software, and results are made available on screen as well as in printed reports.

Finally, Wilkerson points out that, despite the array of different inspection tasks the GMS can perform, surprisingly few special arbors and fixtures are required. “The machine with its 3-D probes and journal reference software, working in combination with the 3-jaw chuck, allow us to set it up for almost any application without additional tooling, and this includes measurement of all purchased gears.

“At the end of the day, we’re getting a lot of extra mileage out of the 350GMS.”

#### For more information:

Gleason Metrology Systems Corporation  
Phone: (585) 473-1000  
Fax: (585) 461-4348  
[www.gleason.com](http://www.gleason.com)



(From left to right) Gleason Metrology Systems’ Dave Taylor, with Allison Transmission’s Ann Wilkerson and Paul Marshall.

For Related Articles Search

barkhausen

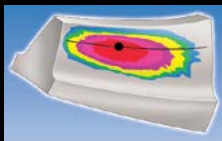
at [www.geartechnology.com](http://www.geartechnology.com)

# I Rely on Arrow Gear



Every day, thousands of commercial pilots around the world rely on exacting quality from every component of their Airbus and Boeing aircraft - especially the gears which are produced by Arrow Gear Company.

With over 65 years experience, Arrow Gear's products have been used in the most advanced aerospace systems produced by our civilization. With a state-of-the-art production facility and dedicated personnel who are among the best in the business, Arrow Gear offers the expertise and precision for the most demanding quality requirements.



Arrow Gear also offers leading edge design and development capabilities ensuring new designs meet performance specifications without costly delays.

**When you need quality, expertise, and precision,  
you can rely on Arrow Gear!**



Visit Arrow Gear's  
Virtual Tour at  
[www.ArrowGear.com/tour](http://www.ArrowGear.com/tour)

The Precision Gear Specialists



**ARROW  
GEAR  
COMPANY**

[www.ArrowGear.com](http://www.ArrowGear.com)  
6 3 0 . 9 6 9 . 7 6 4 0

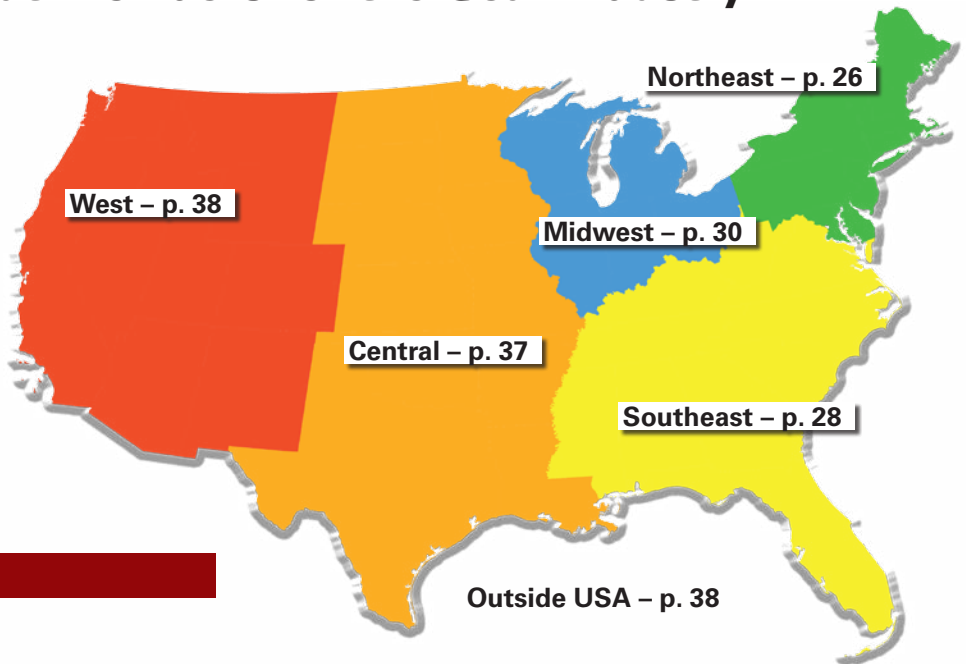
# Gear Industry Heat Treat Resource Guide

## Commercial Heat Treat Providers for the Gear Industry

Heat treating is one of the most critical operations in the manufacture of quality gears. Everything can be done to perfection, but if the heat treating isn't right, all of your hard work and efforts are wasted. We know how important it is for gear manufacturers to find the right heat treating service provider. That's why we've compiled this Heat Treat Resource Guide—the only directory of heat treat service providers that's specific to the gear industry. The companies listed here are all interested in working with gear manufacturers, and many of them have specialties and capabilities that are uniquely suited to the types of products you manufacture.

In order to help you quickly find the best heat treater who is closest to home, we've organized the guide into geographic regions. Use the map on this page to find the appropriate page number in the guide.

If your company provides commercial heat treating services but is not listed, please visit [www.geartechnology.com/getlisted.php](http://www.geartechnology.com/getlisted.php).



### NORTHEAST

#### Bennett Heat Treating & Brazing Co., Inc.

Newark, NJ - (973) 589-0590  
Ivyland, PA - (215) 674-8120  
[www.bennettheat.com](http://www.bennettheat.com)

Bennett Heat Treating and Brazing is a full in-process service company, servicing the complete metal working industry.

**Categories:** Age Hardening, Aluminum Treating, Annealing, Black Oxiding, Blast Cleaning, Brazing, Carbonitriding, Carburizing, Cryogenics, Die Quenching, Flame Hardening, Hot Oil Quenching, Induction Hardening, Nitriding, Nitrocarburizing, Normalizing, Press Quenching, Sintering, Straightening, Stress Relieving, Tempering, Vacuum Treating.

#### Bluewater Thermal Solutions

St. Mary's, PA - (814) 781-6262  
[Bluewaterthermalsolutions.com](http://Bluewaterthermalsolutions.com)

Bluewater Thermal Solutions provides a wide variety of thermal processing for steel, stainless steel, cast irons, powder metals, titanium, aluminum, nickel-based alloys, and non-metallic materials.

**Categories:** Age Hardening, Annealing, Boronizing, Brazing, Carbonitriding, Carburizing, Induction Hardening, Other Heat Treating Services, Stress Relieving, Tempering, Vacuum Treating.

#### Bodycote Thermal Processing

Berlin, CT - (860) 225-7691  
South Windsor, CT - (860) 282-1371  
Suffield, CT - (860) 668-0251  
Waterbury, CT - (203) 755-9119  
Andover, MA - (978) 470-1620  
Ipswich, MA - (978) 356-3818  
Worcester, MA - (508) 754-1724  
Laconia, NH - (603) 524-7886  
Roselle, NJ - (908) 245-0717  
Rochester, NY - (585) 436-7876  
York, PA - (717) 767-6757  
[www.bodycote.com](http://www.bodycote.com)

Bodycote offers an extensive range of heat treatment services. Our facilities process a wide variety of component sizes to exacting standards with reliable, repeatable results.

**Categories:** Age Hardening, Annealing, Austempering, Blast Cleaning, Brazing, Carbonitriding, Carburizing, Cryogenics, Hot Oil Quenching, Nitriding, Nitrocarburizing, Normalizing, Stress Relieving, Vacuum Treating.

#### Controlled Thermal Processing, Inc.

Burlington, MA - (781) 270-1180  
[www.metal-wear.com](http://www.metal-wear.com)

Deep Cryogenic Treatment (DCT) for wear resistance.

**Categories:** Cryogenics.

#### Cryogenic Institute of New England, Inc.

Worcester, MA - (508) 459-7447  
[www.nitrofreeze.com](http://www.nitrofreeze.com)

The Cryogenic Institute of New England, Inc. offers cryogenic treatment, deburring, deflashing, cryogenic helium processing, thermal cycling, shrink fitting, and material separation & reclamation.

**Categories:** Aluminum Treating, Cryogenics, Stress Relieving, Tempering.

#### ElectroHeat Induction

Jersey City, NJ - (908) 494-0726  
[www.electroheatinduction.com](http://www.electroheatinduction.com)

Electroheat Induction is a provider of custom induction melting furnaces, induction heating and hardening equipment, and pipe heating quality products.

**Categories:** Aluminum Treating, Induction Hardening.

#### Flame Treating & Engineering Co.

West Hartford, CT - (860) 953-3519  
[www.flametreating.com](http://www.flametreating.com)

Provide localized heat treating services using flame and induction heating techniques to a wide range of manufactured products.

**Categories:** Flame Hardening, Induction Hardening, Tempering.

#### Gleason Corporation

Rochester, NY - (585) 473-1000  
[www.gleason.com](http://www.gleason.com)

**Categories:** Carbonitriding, Carburizing, Cryogenics, Die Quenching, Flame Hardening, Hot Oil Quenching, Induction Hardening, Normalizing, Other Heat Treating Services, Stress Relieving, Tempering, Vacuum Treating.

SEE OUR AD  
PP40-41

#### Irwin Automation Inc.

Greensburg, PA United States - (724) 834-7160  
[www.irwinautomation.com](http://www.irwinautomation.com)

Very fast turnaround with competitive pricing. Large variety of processes and capabilities.

**Categories:** Age Hardening, Aluminum Treating, Annealing, Carburizing, Cryogenics, Normalizing, Other Heat Treating Services, Stress Relieving, Tempering, Vacuum Treating.



#### Metal Improvement Company

Paramus, NJ - (201) 843-7800  
[www.metalimprovement.com](http://www.metalimprovement.com)

Metal Improvement Company provides precision metal finishing services for gears, including shot peening, superfinishing, laser peening, heat treating and coating.

## Vacuum Furnace Innovations

Providing Profitability Through Technology



Innovative vacuum furnace technologies available for every production requirement.

**ModulTherm®**..... high volume production designed for incremental growth.

**SyncroTherm®**...high profits by synchronizing with machining centers.

**DualTherm®**..... high performance via separate heating and quenching chambers.

**MonoTherm®**..... high flexibility with a variety of processes and configurations.

**ALD-Holcroft Vacuum Technologies**

49630 Pontiac Trail

Wixom, MI 48393-2009 USA

Ph: 248.668.4130

Fx: 248.624.3710

E-mail: [sales@ald-holcroft.com](mailto:sales@ald-holcroft.com)

[www.ALD-Holcroft.com](http://www.ALD-Holcroft.com)

**Categories:** Aluminum Treating, Annealing, Austempering, Black Oxiding, Carbonitriding, Carburizing, Flame Hardening, Nitriding, Nitrocarburizing, Normalizing, Other Heat Treating Services, Salt Bath Nitriding, Straightening, Stress Relieving, Vacuum Treating.

### Metallurgical Processing, Inc.

New Britain, CT - (860) 224-2648  
www.mpimetaltreating.com

Hardening and softening of parts for both wear resistance and machinability, as well as PVD coating, cold treating, and variety of support services.

**Categories:** Age Hardening, Aluminum Treating, Annealing, Brazing, Carbonitriding, Carburizing, Cryogenics, Die Quenching, Hot Oil Quenching, Ion Nitriding, Normalizing, Other Heat Treating Services, Press Quenching, Straightening, Stress Relieving, Tempering, Vacuum Treating.

### Metallurgical Solutions, Inc.

Providence, RI - (401) 941-2100  
www.met-sol.com

Salt bath heat treating, both high speed and neutral salts, austempering, and salt melonizing.

**Categories:** Age Hardening, Aluminum Treating, Annealing, Austempering, Blast Cleaning, Carbonitriding, Carburizing, Cryogenics, Induction Hardening, Nitrocarburizing, Normalizing, Press Quenching, Salt Bath Nitriding, Steam Treating, Straightening, Stress Relieving, Tempering, Vacuum Treating.

### Metlab

Wyndmoor, PA - (215) 233-2600  
www.metlabheattreat.com

Metlab heat treats gears to 15' in diameter. Processes: Carburizing, nitriding, hardening, induction

**Categories:** Age Hardening, Aluminum Treating, Annealing, Black Oxiding, Carbonitriding, Carburizing, Cryogenics, Flame Hardening, Induction Hardening, Nitriding, Nitrocarburizing, Normalizing, Other Heat Treating Services, Press Quenching, Straightening, Stress Relieving, Tempering, Vacuum Treating.

### Penna Flame Industries

Zelienople, PA - (800) 245-5084  
www.pennaflame.com

Penna Flame Industries offers surface hardening and flame hardening processes.

**Categories:** Cryogenics, Flame Hardening, Induction Hardening, Straightening, Stress Relieving, Tempering.

### Peters' Heat Treating Inc.

Meadville, PA - (814) 333-1782  
McKean, PA - (814) 333-1782  
www.petersheattreat.com

Batch carburizing, carbonitriding, Nitreg nitriding 20,000# capacity, vacuum processing, black oxide.

**Categories:** Age Hardening, Annealing, Black Oxiding, Blast Cleaning, Carbonitriding, Carburizing, Cryogenics, Induction Hardening, Nitriding, Nitrocarburizing, Normalizing, Other Heat Treating Services, Stress Relieving, Tempering, Vacuum Treating.

### Precision Finishing Inc.

Sellersville, PA - (215) 257-6862  
www.precisionfinishinginc.com

Vibratory and blast finishing company. We sell the equipment and consumables, manufacture vibratory and washing compounds. Subcontract blasting and vibratory services.

**Categories:** Blast Cleaning.

### R & R Heat Treating Inc.

East Stroudsburg, PA - (570) 424-8750

Small lot sizes, quick turnaround

**Categories:** Age Hardening, Aluminum Treating, Annealing, Black Oxiding, Blast Cleaning, Carbonitriding, Carburizing, Flame Hardening, Hot Oil Quenching, Induction Hardening, Nitriding, Normalizing, Stress Relieving, Tempering.

### Rex Heat Treat

Lansdale, PA - (215) 855-1131  
Bedford, PA - (814) 623-1701  
rexht.com

Commercial Heat Treater serving a range of industries from aerospace and automotive to construction and defense.

**Categories:** Age Hardening, Annealing, Austempering, Carbonitriding, Carburizing, Cryogenics, Hot Oil Quenching, Nitrocarburizing, Normalizing, Stress Relieving, Tempering.

### SMS-Elotherm

Cranberry Township, PA - (724) 553-3471  
www.sms-elotherm.com

High Performance induction systems for heating, heat treating, including hardening. Specializing in high throughput and also large work pieces such as slew-ing rings.

**Categories:** Annealing, Austempering, Induction Hardening, Laser Hardening.

### Solar Atmospheres

Souderton, PA - (800) 347-3236  
Hermitage, PA - (866) 982-0660  
www.solaratm.com

SEE OUR AD  
PP32,47

Solar Atmospheres is one of the world's largest providers of commercial vacuum heat treating service.

**Categories:** Age Hardening, Annealing, Brazing, Carburizing, Ion Nitriding, Nitriding, Normalizing, Other Heat Treating Services, Sintering, Stress Relieving, Tempering, Vacuum Treating.

### Specialty Steel Treating Inc.

East Granby, CT - (860) 653-0061  
www.specialtysteeltreating.com

Specialty Steel Treating, founded 1956, has been performing precision heat treating for more than 40 years.

**Categories:** Brazing, Carbonitriding, Carburizing, Cryogenics, Hot Oil Quenching, Nitriding, Normalizing, Stress Relieving, Vacuum Treating.

### Spectrum Thermal Processing

Cranston, RI - (401) 808-6249  
www.spectrumtp.com

Nadcap accredited heat treating and brazing services. Spectrum is AS9100 and ISO 9000 certified.

**Categories:** Age Hardening, Annealing, Brazing, Carburizing, Nitriding, Nitrocarburizing, Normalizing, Other Heat Treating Services, Stress Relieving, Tempering, Vacuum Treating.

## SOUTHEAST

### Advanced Heat Treat Corp.

Cullman, AL - (256) 739-2775  
www.ahtweb.com

AHT is a recognized leader in providing heat treat services and superior metallurgical solutions.

**Categories:** Age Hardening, Annealing, Black Oxiding, Carbonitriding, Carburizing, Induction Hardening, Ion Nitriding, Nitriding, Nitrocarburizing, Normalizing, Other Heat Treating Services, Plasma Carburizing, Stress Relieving, Tempering, Vacuum Treating.

### American Metal Treating, Inc.

High Point, NC - (336) 889.3277  
americanmetaltreatinginc.com

Full range commercial heat treater. Extensive knowledge of heat treatment of all types of gears.

**Categories:** Age Hardening, Annealing, Austempering, Carbonitriding, Carburizing, Cryogenics, Hot Oil Quenching, Nitriding, Other Heat Treating Services, Stress Relieving, Tempering, Vacuum Treating.

### Bluewater Thermal Solutions

Greenville, SC - (864) 990-0050  
Bluewaterthermalsolutions.com

Bluewater Thermal Solutions provides a wide variety of thermal processing for steel, stainless steel, cast irons, powder metals, titanium, aluminum, nickel-based alloys, and non-metallic materials.

**Categories:** Age Hardening, Annealing, Boronizing, Brazing, Carbonitriding, Carburizing, Induction Hardening, Other Heat Treating Services, Stress Relieving, Tempering, Vacuum Treating.

### Bodycote Thermal Processing

Athens, AL - (256) 233-1147  
Conyers, GA - (770) 922-3954  
Princeton, KY - (270) 365-0100  
Reidsville, NC - (336) 342-0308  
Fountain Inn, SC - (864) 862-3516  
Morristown, TN - (423) 586-3200  
www.bodycote.com

Bodycote offers an extensive range of heat treatment services. Our facilities process a wide variety of component sizes to exacting standards with reliable, repeatable results.

# Stronger Longer Lasting Gears

Reliable • Precise • Efficient • Innovative



Just like gears, induction heating is all about **Precision**. Inductoheat's precision controlled, induction gear hardening systems provide ideal metallurgical patterns, minimum shape distortion, increased wear resistance and exceptional contact fatigue strength.

- FEA computer modeling
- Single part process monitoring
- Single-shot, scanning, tooth by tooth
- Single-coil dual-frequency technology
- Wide range of gear & bearing diameters
- Hypoid ring, spiral bevel, worm and pinion gears

Visit our website to learn more about our induction heat treating equipment!

Inductoheat, Inc. • Madison Heights, MI • (248) 585-9393  
[www.inductoheat.com](http://www.inductoheat.com)



Leading Manufacturers of Melting, Thermal Processing and Production Systems for the Metals and Materials Industry Worldwide.

**Categories:** Age Hardening, Annealing, Austempering, Blast Cleaning, Brazing, Carbonitriding, Carburizing, Cryogenics, Hot Oil Quenching, Nitriding, Nitrocarburizing, Normalizing, Stress Relieving, Vacuum Treating.

### Controlled Thermal Processing, Inc.

Mt. Ulla, NC - (704) 660-3326  
www.metal-wear.com

Deep Cryogenic Treatment (DCT) for wear resistance.

**Categories:** Cryogenics.

### Extremeion Hard Carbon

Denver, NC - (704) 489-1488  
www.CarbonRaptor.com

Hard carbon coatings, PACVD friction reduction, part longevity for steel, titanium, aluminum, and various other metals.

**Categories:** Aluminum Treating.

### Flame Treating Systems, Inc.

Durham, NC - (919) 956-5208  
www.flametreatingsystems.com

Custom Flame Heat Treating solutions for all sizes of gears, sprockets, shafts and splines.

**Categories:** Annealing, Brazing, Flame Hardening.

### Ionic Technologies Inc.

Greenville, SC - (864) 288-9111  
www.ionic-tech.com

**Categories:** Cryogenics, Nitriding, Vacuum Treating.

### Mid-South Metallurgical

Murfreesboro, TN - (615) 896-6212  
www.midsouthmetallurgical.com

Since 1985, Mid-South Metallurgical has provided customers with precision and specialty heat treating services.

**Categories:** Age Hardening, Aluminum Treating, Annealing, Austempering, Blast Cleaning, Carbonitriding, Carburizing, Cryogenics, Flame Hardening, Induction Hardening, Ion Nitriding, Nitrocarburizing, Straightening, Stress Relieving, Tempering, Vacuum Treating.

### Oerlikon Balzers

Pell City, AL - (205) 884-1210  
www.oerlikon.com

Oerlikon Balzers is one of the world's leading suppliers of surface technologies that significantly improve the performance and durability of precision components as well as tools.

**Categories:** Ion Nitriding, Nitriding.

### Paulo Products Company

Murfreesboro, TN - (615) 896-1385  
Nashville, TN - (615) 228-2526  
www.paulo.com

Paulo provides innovative engineered solutions in heat treating, brazing and metal finishing.

**Categories:** Age Hardening, Aluminum Treating, Annealing, Austempering, Black Oxiding, Blast Cleaning, Boronizing, Brazing, Carbonitriding, Carburizing, Cryogenics, Die Quenching, Flame Hardening, Hot Oil Quenching, Induction Hardening, Ion Nitriding, Laser Hardening, Nitriding, Nitrocarburizing, Normalizing, Other Heat Treating Services, Plasma Carburizing, Press Quenching, Salt Bath Nitriding, Sintering, Steam Treating, Straightening, Stress Relieving, Tempering, Vacuum Treating.

### Progressive Heat Treating Co.

Chester, VA - 804-717-5353  
www.pecgears.com

Vacuum Heat Treating, including Ion nitriding.

**Categories:** Age Hardening, Aluminum Treating, Annealing, Carbonitriding, Carburizing, Cryogenics, Hot Oil Quenching, Induction Hardening, Ion Nitriding, Stress Relieving, Tempering, Vacuum Treating.

### Rex Heat Treat

Anniston, AL - (800) 229-4739  
rexht.com

Commercial Heat Treater serving a range of industries from aerospace and automotive to construction and defense.

**Categories:** Age Hardening, Annealing, Austempering, Carbonitriding, Carburizing, Cryogenics, Hot Oil Quenching, Nitrocarburizing, Normalizing, Stress Relieving, Tempering.

### Thermal Braze, Inc.

Jupiter, FL - (561) 746-6640

We do heat treating, furnace brazing in vacuum and hydrogen, annealing, silver soldering, assembly.

**Categories:** Age Hardening, Annealing, Brazing, Cryogenics, Stress Relieving, Tempering, Vacuum Treating.

### Woodworth Heat Treating

Ashland, VA - (804) 412-0206  
www.woodworthheattreat.com

**Categories:** Nitriding, Vacuum Treating.

### Zion Industries

Hildebran, North Carolina 828-397-2701 - (330) 483-4650  
www.zioninduction.com

We are a TS-16949 Certified induction heat treater with plants in Michigan, Ohio and North Carolina.

**Categories:** Induction Hardening, Straightening.

## MIDWEST

### 300 Below Inc.

Decatur, IL - (217) 520-3335  
300Below.com

Deep Cryogenic Processing and Tempering, Stress Relief and Stabilization, Corrosion Resistance.

**Categories:** Age Hardening, Blast Cleaning, Cryogenics, Stress Relieving, Tempering.

### Accu-Temp Heat Treating

Racine, WI - (262) 634-1905  
www.accutempheat.com

**Categories:** Annealing, Austempering, Black Oxiding, Carbonitriding, Carburizing, Cryogenics, Flame Hardening, Nitriding, Nitrocarburizing, Normalizing, Salt Bath Nitriding, Straightening, Stress Relieving.

### Advanced Heat Treat Corp.

Monroe, MI - (734) 243-0063  
www.ahtweb.com

AHT is a recognized leader in providing heat treat services and superior metallurgical solutions.

**Categories:** Age Hardening, Annealing, Black Oxiding, Carbonitriding, Carburizing, Induction Hardening, Ion Nitriding, Nitriding, Nitrocarburizing, Normalizing, Other Heat Treating Services, Plasma Carburizing, Stress Relieving, Tempering, Vacuum Treating. Advanced Nitriding Solutions

Batesville, IN - (812) 932-1010  
www.ans-ion.net

ANS specializes in pulse plasma "ion" nitriding.

**Categories:** Carbonitriding, Ion Nitriding, Nitriding, Nitrocarburizing.

### Aichelin Heat Treatment Systems, Inc.

Plymouth, MI - (734) 459-9850  
www.aichelinusa.com

Low Pressure Carburization, High Efficiency/Low NOx Burner Systems, Induction Hardening and Specialized Quenching Techniques.

**Categories:** Annealing, Austempering, Carbonitriding, Carburizing, Die Quenching, Hot Oil Quenching, Induction Hardening, Nitriding, Nitrocarburizing, Normalizing, Other Heat Treating Services, Press Quenching, Stress Relieving, Tempering.

### Ajax Tocco Magnethermic Corp.

Warren, OH - 800-547-1527  
ajaxtocco.com

Ajax TOCCO Magnethermic Corp. is a world leader in the induction heating, melting and forging industries.

**Categories:** Induction Hardening, Tempering.

### Akron Steel Treating Company

Akron, OH - (330) 773-8211  
www.akronsteeltreating.com

SEE OUR AD  
P34





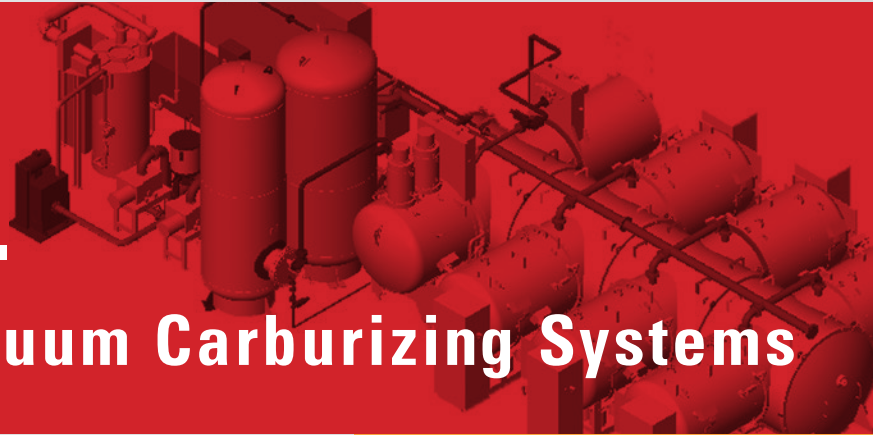
**ECM** USA INC  
VACUUM FURNACES



GLOBAL MANUFACTURER OF INDUSTRIAL FURNACES

# Versatile by Design.

## Low Pressure Vacuum Carburizing Systems



### Quality

We take an active and continuous role in providing high quality in our equipment and in the parts our customers produce.



### Innovation

Our company has thrived on innovation of thermochemical processes, high pressure gas quenching and equipment for more than 90 years.



### Proximity

Our expertise is available for every customer, wherever they are, to ensure they get the best from their systems.

## Discover how versatile ECM can be...

- Vacuum Carburizing
- Gas Quenching
- Oil Quenching
- Carbonitriding
- Neutral Hardening
- Annealing

**ECM USA, INC.** 8920 58th Place, Ste 100  
Kenosha, WI 53144-7822 T. 262.605.4810

 Check out our new website!

[WWW.ECM-USA.COM](http://WWW.ECM-USA.COM)

Full service heat treating provider and metallurgical service provider. Since 1943. IntensiQuench licensee.

**Categories:** Age Hardening, Aluminum Treating, Annealing, Austempering, Black Oxiding, Blast Cleaning, Carbonitriding, Carburizing, Cryogenics, Hot Oil Quenching, Nitrocarburizing, Normalizing, Other Heat Treating Services, Straightening, Stress Relieving, Tempering, Vacuum Treating.

### ALD Thermal Treatment, Inc.

Port Huron, MI - (810) 357-0682  
[www.aldtt.net](http://www.aldtt.net)

ALD Thermal Treatment is the premier source for vacuum heat treatment services to the precision manufactured component segment.

**Categories:** Age Hardening, Annealing, Blast Cleaning, Brazing, Carbonitriding, Carburizing, Cryogenics, Normalizing, Plasma Carburizing, Stress Relieving, Tempering, Vacuum Treating.

### American Metal Treating Co.

Cleveland, OH - (216) 431-4492  
[americanmetaltreating.com](http://americanmetaltreating.com)

Gear induction hardening experts. Tooth-by-tooth hardening from .66 DP to 10 DP.

**Categories:** Induction Hardening.

### Applied Process

Livonia, MI - (734) 464-8000  
[www.appliedprocess.com](http://www.appliedprocess.com)

Applied Process is a world leader in austempering technology.

**Categories:** Austempering.

### Applied Thermal Technologies

Warsaw, IN - (574) 269-7116  
[www.appliedthermaltechnologies.com](http://www.appliedthermaltechnologies.com)

Since 1992 Applied Thermal Technologies, Inc. has focused on servicing the medical, orthopedic, aerospace, military, food handling, and stamping industries.

**Categories:** Age Hardening, Annealing, Brazing, Carbonitriding, Other Heat Treating Services, Straightening, Stress Relieving, Tempering, Vacuum Treating.

### Bluewater Thermal Solutions

South Bend, IN - (574)-232-3338  
Benton Harbor, MI - (269)-925-6581  
Northlake, IL (2 plants) - (708) 410-8000  
Melrose Park, IL - (864) 990-0050  
Rockford, IL - (815) 397-5424  
Saginaw, MI - (989) 753-7770  
Coldwater, MI - (517) 279-4981  
[Bluewaterthermalsolutions.com](http://Bluewaterthermalsolutions.com)

Bluewater Thermal Solutions provides a wide variety of thermal processing for steel, stainless steel, cast irons, powder metals, titanium, aluminum, nickel-based alloys, and non-metallic materials.

**Categories:** Age Hardening, Annealing, Boronizing, Brazing, Carbonitriding, Carburizing, Induction Hardening, Other Heat Treating Services, Stress Relieving, Tempering, Vacuum Treating.

### Bodycote Thermal Processing

Melrose Park, IL - (708) 344-4080  
Indianapolis, IN - (317) 924-4321  
Fort Wayne, IN - (260) 423-1691  
Greensburg, IN - (812) 663-4114  
Elkhart, IN - (574) 295-2491  
Canton, MI (Ronda Drive) - (734) 459-8514  
Canton, MI (Haggerty Road) - (734) 233-8847  
Livonia, MI - (734) 427-6814  
Grand Rapids, MI - (616) 245-0465  
Holland, MI - (616) 399-6880  
Cincinnati, OH - (513) 921-2300  
Highland Heights, OH - (440) 473-2020  
London, OH - (740) 852-5000  
Columbus, OH - (614) 444-1181  
New Berlin, WI - (262) 782-5553  
Sturtevant, WI - (262) 554-8770  
[www.bodycote.com](http://www.bodycote.com)


Bodycote offers an extensive range of heat treatment services. Our facilities process a wide variety of component sizes to exacting standards with reliable, repeatable results.



# Quality Gears...

**Start with Quality Heat Treating!**

1-855-WE-HEAT-IT  
[www.solaratm.com](http://www.solaratm.com)



**SOLAR**  
ATMOSPHERES  
Vacuum Heat Treat Services

**Categories:** Age Hardening, Annealing, Austempering, Blast Cleaning, Brazing, Carbonitriding, Carburizing, Cryogenics, Hot Oil Quenching, Nitriding, Nitrocarburizing, Normalizing, Stress Relieving, Vacuum Treating.

**BOS Services Company**  
Willoughby, OH - (440) 946-5101  
<http://boservicesheattreating.com>

Heat treat and metal cleaning.

**Categories:** Tempering.

**Calumet Surface Hardening**  
Hammond, IN - (219) 844-5600

Flame hardening and straightening of steel, some induction hardening.

**Categories:** Carburizing, Flame Hardening, Induction Hardening, Straightening.

**Chicago Flame Hardening**  
East Chicago, IN - (219) 397-6475  
[www.cflame.com](http://www.cflame.com)

Flame hardening, stress relieving, mechanical straightening.

**Categories:** Flame Hardening, Straightening, Stress Relieving.

**Cincinnati Steel Treating Co.**  
Cincinnati, OH - (513) 271-3173  
[www.steeltreating.com](http://www.steeltreating.com)

We are a full service Heat Treating Co. We process several thousand parts to just one small part.

**Categories:** Age Hardening, Aluminum Treating, Annealing, Blast Cleaning, Carbonitriding, Carburizing, Cryogenics, Die Quenching, Flame Hardening, Induction Hardening, Nitriding, Nitrocarburizing, Normalizing, Press Quenching, Straightening, Stress Relieving, Tempering.

**Clifford-Jacobs Forging**  
Champaign, IL - (217) 352-5172  
[www.clifford-jacobs.com](http://www.clifford-jacobs.com)

Closed-die custom forging producer of gear blanks up to 30 inches in diameter and/or 50 inches in length. Heat treating and rough machining.

**Categories:** Annealing, Normalizing.

**Complete Heat Treating**  
Milwaukee, WI - (414) 643-5161  
[completeht.com](http://completeht.com)

Quenching to 22' x 22' x 13' deep and 100,000 lbs. Furnaces to 53' L x 22' W x 15' H. Polymer & water quenching.

**Categories:** Age Hardening, Aluminum Treating, Annealing, Normalizing, Other Heat Treating Services, Straightening, Stress Relieving.

**Contour Hardening, Inc.**  
Indianapolis, IN - (317) 876-1530  
Contour de Mexico Silao Mexico, - (317) 876-1530  
[www.contourhardening.com](http://www.contourhardening.com)

Provider of induction equipment and services. Contract induction heat treat.

**Categories:** Induction Hardening, Stress Relieving, Tempering.

**Controlled Thermal Processing, Inc.**  
Antioch, IL - (847) 651-5511  
Park City, IL - (847) 651-5511  
[www.metal-wear.com](http://www.metal-wear.com)

Deep Cryogenic Treatment (DCT) for wear resistance.

**Categories:** Cryogenics.

**Cryoplus Inc.**  
Wooster, OH - (330) 683-3375  
[www.cryoplus.com](http://www.cryoplus.com)

**Categories:** Cryogenics.

**Dayton Forging & Heat Treating Company**  
Dayton, OH - (937) 253-4126  
[www.daytonforging.com](http://www.daytonforging.com)

Custom tailored processing of parts to meet your requirements. Oil and water quenching available.

**Categories:** Age Hardening, Annealing, Blast Cleaning, Carbonitriding, Carburizing, Normalizing, Other Heat Treating Services, Straightening, Stress Relieving, Tempering.

## Thermal Processing Equipment for the Production of Bearings and Gears.

### Designed, Manufactured and Serviced by AFC-Holcroft.

- One of the most diverse product lines in the heat treat equipment industry: **Pusher Furnaces, Continuous Belt Furnaces, Rotary Hearth Furnaces, Universal Batch Quench (UBQ) Furnaces** – all designed and optimized for the production of bearings and gears
- Customized solutions with full turnkey service including load/unload automation, press quenching, etc.
- Worldwide infrastructure in North America, Europe and Asia
- More than 90 years of experience and thousands of projects realized worldwide



For further information please visit [www.afc-holcroft.com](http://www.afc-holcroft.com)

AFC-Holcroft USA · Wixom, Michigan | AFC-Holcroft Europe · Boncourt, Switzerland | AFC-Holcroft Asia · Shanghai, China

## GEAR HEAT TREAT

## INDUCTION HEATING SOLUTIONS

HT EQUIPMENT  
DESIGN &  
MANUFACTURE1745 Overland Ave NE  
Warren, OH 44483

330-372-8511

24/7 Service  
800-547-1527Induction OEM:  
AIH=IEH=PIllar=Westinghouse

info@ajaxtocco.com

www.ajaxtocco.com


**Ajax Tocco**  
Magnethermic


## HT SERVICES

30100 Stephenson Hwy  
Madison Hts MI 48071

248-399-8601

**Detroit Steel Treating Co.**

Pontiac, MI - (248) 334-7436

Controlled atmosphere for neutral, carburize and carbo-nitride processing.

**Categories:** Age Hardening, Aluminum Treating, Annealing, Black Oxiding, Blast Cleaning, Carbonitriding, Carburizing, Flame Hardening, Hot Oil Quenching, Normalizing, Straightening, Stress Relieving, Tempering.**Duffy Company, The**

Palatine, IL - (847) 202-0000

www.duffycompany.com

For over 30 years The Duffy Company has been the exclusive North American distributors of Condursal stop-off paints to the Heat Treating Industry

**Categories:** Stop-off Paints.**East-Lind Heat Treat, Inc.**

Madison Heights, MI - (248) 585-1415

www.eastlind.com

Carburize/Quench/Temper. Specializing in gear specs - AGMA, AMS, Axletech, Dana, Deere, Eaton, GQS-2, etc.

**Categories:** Age Hardening, Aluminum Treating, Annealing, Blast Cleaning, Carbonitriding, Carburizing, Cryogenics, Flame Hardening, Normalizing, Other Heat Treating Services, Straightening, Stress Relieving, Tempering, Vacuum Treating.**EFD Induction Inc.**

Madison Heights, MI - (248) 658-0700

www.efdinduction-usa.com

Inventor of the dual frequency hardening power supplies, it propose a whole range of solutions for gear hardening.

**Categories:** Die Quenching, Induction Hardening.**Eldec Induction USA, Inc.**

Auburn Hills, MI - (248) 364-4750

www.eldec-usa.com

Specializing in SIMULTANEOUS DUAL FREQUENCY hardening systems which can eliminate distortion problems associated with carbonization.

**Categories:** Annealing, Austempering, Brazing, Induction Hardening, Normalizing, Other Heat Treating Services, Straightening, Stress Relieving, Tempering.**Eltro Services, Inc.**

Oxford, MI - (248) 628-9790

www.eltroservices.com

Eltro Services, Inc. uses patented pulsed ion nitriding furnaces to provide superior surface engineering solutions at the lowest possible cost.

**Categories:** Age Hardening, Black Oxiding, Carbonitriding, Ion Nitriding, Nitriding, Nitrocarburizing, Other Heat Treating Services, Plasma Carburizing, Steam Treating, Stress Relieving, Tempering, Vacuum Treating.**Engineered Heat Treat, Inc.**

Madison Heights, MI - (248) 588-5141

www.ehtinc.com

We were founded in 1959 and provide a variety of heat treating services to the aircraft, agriculture, automotive, high-performance racing, military and tooling industries.

**Categories:** Age Hardening, Annealing, Austempering, Blast Cleaning, Carbonitriding, Carburizing, Cryogenics, Die Quenching, Hot Oil Quenching, Nitriding, Nitrocarburizing, Normalizing, Other Heat Treating Services, Press Quenching, Salt Bath Nitriding, Straightening, Stress Relieving, Tempering, Vacuum Treating.**ERS Engineering Corp.**

West Bloomfield, MI - (248) 538-9082

www.ersengine.com

ERS is the exclusive distributor in N. America of Techmash (Moscow) through surface hardening technique.

**Categories:** Induction Hardening.**Euclid Heat Treating Company, The**

Euclid, OH - (216) 481-8444

www.euclidheattreating.com

Neutral harden, carburize, ferritic, nitride, induction, vacuum, Intensiquench, Endocarb, XRF test

**Categories:** Age Hardening, Aluminum Treating, Annealing, Blast Cleaning, Carbonitriding, Carburizing, Cryogenics, Die Quenching, Induction Hardening, Nitriding, Nitrocarburizing, Normalizing, Other Heat Treating Services, Press Quenching, Straightening, Stress Relieving, Tempering, Vacuum Treating.

## FPM Heat Treating

Elk Grove Village, IL - (847) 228-2525  
Cherry Valley, IL (815) 332-4961 - (847) 228-2525  
Milwaukee, WI (414) 355-7900 - (847) 228-2525  
[www.fpmht.com](http://www.fpmht.com)

Full range of commercial heat treating services with focus on carburizing, Nitrotec & hardening.

**Categories:** Age Hardening, Annealing, Austempering, Blast Cleaning, Brazing, Carbonitriding, Carburizing, Hot Oil Quenching, Nitriding, Nitrocarburizing, Normalizing, Other Heat Treating Services, Straightening, Stress Relieving, Tempering, Vacuum Treating.

## General Metal Heat Treating, Inc.

Cleveland, OH - (216) 391-0886  
[www.generalmetalheat.com](http://www.generalmetalheat.com)

NADCAP and AS9100 certified. Carburizing, hardening, normalizing, annealing. Batch, salt, pit and vacuum.

**Categories:** Age Hardening, Annealing, Austempering, Blast Cleaning, Carbonitriding, Carburizing, Cryogenics, Hot Oil Quenching, Nitriding, Nitrocarburizing, Normalizing, Stress Relieving, Tempering, Vacuum Treating.

## General Surface Hardening Inc.

Chicago, IL - (312) 226-5472  
[gshinc.net](http://gshinc.net)

GSH has worked with the "Top" gear engineers in the United States and Europe. Gears Up to 20,000 lbs.

**Categories:** Age Hardening, Annealing, Blast Cleaning, Carbonitriding, Carburizing, Cryogenics, Flame Hardening, Induction Hardening, Normalizing, Straightening, Stress Relieving, Tempering.

## Heat Treating Services Corporation of America

Pontiac, MI - (248) 858-2230  
Waterford, MI - (248) 858-2230  
Pontiac, MI (2 plants) - (248) 858-2230  
Homer, MI - (248) 858-2230  
[www.htsmi.com](http://www.htsmi.com)

TS-QS-CQI-9. Heat treating of 40M lbs/month at five plants. Castings & forgings prior to machining via normalizing/annealing & oil quench & temper.

**Categories:** Annealing, Blast Cleaning, Normalizing, Other Heat Treating Services.

## Hi TecMetal Group

Cleveland, OH (HQ) - (216) 881-8100  
Cleveland, OH (Brazing & Metal Treating) - (216) 881-8100  
Cleveland, OH (Brite Brazing) - (216) 426-6650  
Cleveland, OH (Commercial Induction) - (216) 883-4820  
Cleveland, OH (Walker Heat Treating) - (216) 941-0440  
Eastlake, OH - (440) 946-2280  
Wickliffe, OH - (440) 943-4555  
[www.htg.cc](http://www.htg.cc)

Provides induction and furnace heat treating services to the gear industry.

**Categories:** Annealing, Blast Cleaning, Brazing, Carbonitriding, Carburizing, Induction Hardening, Nitriding, Nitrocarburizing, Normalizing, Other Heat Treating Services, Straightening, Stress Relieving, Vacuum Treating.

## Horsburgh & Scott Co.

Cleveland, OH - (216) 431-3900  
[www.horsburgh-scott.com](http://www.horsburgh-scott.com)

Horsburgh & Scott offers complete captive and commercial heat treating services out of a 50,000 sq ft facility.

**Categories:** Annealing, Carburizing, Hot Oil Quenching, Normalizing, Stress Relieving, Tempering.

## Hudapack Metal Treating

Elkhorn, WI - (262) 723-3345  
Franklin, WI - (414) 421-5140  
Glendale Heights, IL - (630) 858-0505  
[www.hudapack.com](http://www.hudapack.com)

We offer a large array of heat treat capabilities to meet many customer needs.

**Categories:** Age Hardening, Aluminum Treating, Annealing, Austempering, Blast Cleaning, Carbonitriding, Carburizing, Cryogenics, Die Quenching, Flame Hardening, Hot Oil Quenching, Induction Hardening, Nitrocarburizing, Normalizing, Other Heat Treating Services, Straightening, Stress Relieving, Tempering, Vacuum Treating.

## Induction Hardening Specialists

Peninsula, OH - (330) 315-8129  
[inductionhardeningpecialists.com](http://inductionhardeningpecialists.com)

Specialists in single tooth contour gear hardening. AGMA pattern "A."

**Categories:** Induction Hardening.

## Induction Resources

Canton, MI - (734) 776-1026

Induction consulting, project management, development, process troubleshooting and heat audits, CQI-9.

**Categories:** Annealing, Austempering, Brazing, Induction Hardening, Press Quenching, Stress Relieving, Tempering.

## Induction Services, Inc.

Warren, MI - (586) 754-1640  
[www.inductionservicesinc.com](http://www.inductionservicesinc.com)

Provider of induction hardening services.

**Categories:** Induction Hardening.

## Induction Tooling, Inc.

North Royalton, OH - (440) 237-0711  
[www.inductiontooling.com](http://www.inductiontooling.com)

We specialize in the design, build and repair of inductors used in the induction hardening process.

**Categories:** Induction Hardening.

## Inductoheat Inc.

Madison Heights, MI - (248) 585-9393  
[www.inductoheat.com](http://www.inductoheat.com)

We design & build heat treating equipment & power supplies for heating a wide range of parts including gears & sprockets.

**Categories:** Annealing, Brazing, Induction Hardening, Normalizing, Other Heat Treating Services, Straightening, Stress Relieving, Tempering.

## Ipsen, Inc.

Cherry Valley, IL - (800) 727-7625  
[www.ipsenUSA.com](http://www.ipsenUSA.com)

Ipsen, Inc. designs and manufactures thermal processing systems (vacuum heat treat furnaces and atmosphere heat treat furnaces) for a wide variety of markets.

**Categories:** Age Hardening, Aluminum Treating, Annealing, Austempering, Brazing, Carbonitriding, Carburizing, Hot Oil Quenching, Nitriding, Nitrocarburizing, Normalizing, Other Heat Treating Services, Sintering, Stress Relieving, Tempering, Vacuum Treating.

SEE OUR AD  
P29

SEE OUR AD  
INSIDE BACK COVER

# MIDWEST THERMAL - VAC

Founded in 1999 by Fred Otto, MTV has become a leader in vacuum carburizing and heat treating for the Aerospace, Motor Sports, and Commercial Industries with multiple quenching to handle just about any commercial material.

- Vacuum Carburizing •
- Vacuum Carbo-nitride •
- Vacuum Tool & Stainless Processing •
- Pulse-Plasma Ion-Nitride •

22 Bar Gas or Oil Quench in Vacuum  
Complete Certified Metallurgical Lab  
NADCAP, ISO9000 & AS9100 Aerospace Approved

Business Park of Kenosha  
5727 95th Avenue  
Kenosha, WI 53144

(262) 605-4848 ♦ Fax (262) 605-4806

[www.mtvac.com](http://www.mtvac.com)

**Kowalski Heat Treating**

Cleveland, OH - (216) 631-4411  
[www.khtheat.com](http://www.khtheat.com)

Specializing in the PIA ( pain in the @\$ ) jobs! Salt to Salt - Heat set flatten - ION Nitriding.

**Categories:** Age Hardening, Annealing, Austempering, Blast Cleaning, Cryogenics, Die Quenching, Ion Nitriding, Nitriding, Nitrocarburizing, Normalizing, Other Heat Treating Services, Press Quenching, Straightening, Stress Relieving, Tempering, Vacuum Treating.

**Lambda Technologies**

Cincinnati, OH - (513) 561-0883  
[www.lambdatechs.com](http://www.lambdatechs.com)

We specialize in metal improvement and surface enhancement techniques, such as low plasticity burnishing (LPB™).

**Categories:** Stress Relieving.

**Magnum Induction**

New Baltimore, MI - (586) 716-4700  
[www.magnuminduction.com](http://www.magnuminduction.com)

Induction Heat Treating large and unique part configurations.

**Categories:** Induction Hardening, Stress Relieving, Tempering.

**Midwest Thermal-Vac Inc.**

Kenosha, WI - (262) 605-4848  
[www.mtvac.com](http://www.mtvac.com)

MTV Premier Vacuum Facility specializing in Vacuum Carburizing with both HPGQ and vacuum oil quench.

**Categories:** Age Hardening, Annealing, Austempering, Blast Cleaning, Brazing, Carbonitriding, Carburizing, Cryogenics, Flame Hardening, Hot Oil Quenching, Induction Hardening, Ion Nitriding, Nitriding, Nitrocarburizing, Normalizing, Other Heat Treating Services, Straightening, Stress Relieving, Tempering, Vacuum Treating.

**Nitrex Inc.**

Franklin, IN - (317) 346-7700  
 Aurora, IL - (630) 851-5880  
 Mason, MI - (517) 676-6370  
[www.nitrex.com](http://www.nitrex.com)

NITREX improves the properties of metals, extending the life of gears for a wide range of industries

**Categories:** Age Hardening, Annealing, Austempering, Black Oxiding, Blast Cleaning, Carbonitriding, Carburizing, Cryogenics, Die Quenching, Hot Oil Quenching, Ion Nitriding, Nitriding, Nitrocarburizing, Normalizing, Other Heat Treating Services, Plasma Carburizing, Press Quenching, Straightening, Stress Relieving, Tempering, Vacuum Treating.

**Ohio Vertical Heat Treat**

Cleveland, OH - (216) 965-0124  
[www.ov-ht.com](http://www.ov-ht.com)

Vertical processing of parts that are up to 72" in diameter and 192" long.

**Categories:** Age Hardening, Aluminum Treating, Annealing, Austempering, Carburizing, Hot Oil Quenching, Normalizing, Other Heat Treating Services, Straightening, Stress Relieving, Tempering.

**Paulo Products Company**

Willoughby, OH - (440) 946-5900  
[www.paulo.com](http://www.paulo.com)

Paulo provides innovative engineered solutions in heat treating, brazing and metal finishing.

**Categories:** Age Hardening, Aluminum Treating, Annealing, Austempering, Black Oxiding, Blast Cleaning, Boronizing, Brazing, Carbonitriding, Carburizing, Cryogenics, Die Quenching, Flame Hardening, Hot Oil Quenching, Induction Hardening, Ion Nitriding, Laser Hardening, Nitriding, Nitrocarburizing, Normalizing, Other Heat Treating Services, Plasma Carburizing, Press Quenching, Salt Bath Nitriding, Sintering, Steam Treating, Straightening, Stress Relieving, Tempering, Vacuum Treating.

**Pillar Induction**

Brookfield, WI - (262) 317-5300  
[www.pillar.com](http://www.pillar.com)

Manufactures services & supports induction heating and coreless melting systems for a variety of metal and material thermal processing.

**Categories:** Brazing, Induction Hardening.

**Precision Heat Treating Co.**

Kalamazoo, MI - (269) 382-4660  
[www.precisionheat.net](http://www.precisionheat.net)

Commercial heat treating services since 1948.

**Categories:** Annealing, Carbonitriding, Carburizing, Induction Hardening, Other Heat Treating Services, Stress Relieving, Tempering.

**Precision Heat Treating Corporation**

Fort Wayne, IN - (260) 749-5125  
[www.phtc.net](http://www.phtc.net)

Batch Furnace (Q&T, Carbonitride, Carburize), Induction and Vacuum Tool Steel Heat Treating.

**Categories:** Age Hardening, Annealing, Carbonitriding, Carburizing, Induction Hardening, Nitriding, Normalizing, Stress Relieving, Tempering, Vacuum Treating.

**Precision Thermal Processing**

Clintonville, WI - (715) 701-0971  
[www.precisionthermal.com](http://www.precisionthermal.com)

Carburize of gears and pinions; Quench & Temper of various machined products; A2LA Lab Services.

**Categories:** Age Hardening, Annealing, Blast Cleaning, Boronizing, Carburizing, Cryogenics, Induction Hardening, Normalizing, Straightening, Stress Relieving, Tempering, Vacuum Treating.

**Preco, Inc.**

Somerset, WI - (715) 247-3285  
[www.precoinc.com](http://www.precoinc.com)

Laser welding: fast, accurate, dissimilar materials, little distortion & complex gear mfg. costs decreased.

**Categories:** Laser Hardening.

**Pro-Beam USA**

Aurora, IL - (312) 953-8083  
[www.pro-beam.com](http://www.pro-beam.com)

Gear Welding, EB Drilling, Metal Washing. Integrated design transmission and gear system assembly line design, Hysteresis heat treatment. Lasers and Consultation.

**Categories:** Aluminum Treating, Brazing, Induction Hardening, Laser Hardening, Other Heat Treating Services, Vacuum Treating.

**Rockford Heat Treaters**

Rockford, IL - (815) 874-0089  
[www.rockfordheatreaters.com](http://www.rockfordheatreaters.com)

**Categories:** Annealing, Carbonitriding, Carburizing, Flame Hardening, Induction Hardening, Nitriding, Sintering, Stress Relieving, Vacuum Treating.

**Rubig US, Inc.**

Rockford, IL United States - (779) 500-0269  
[www.rubig.com](http://www.rubig.com)

**Categories:** Nitriding, Vacuum Treating.

**Sedlock Companies - Euskal Forging**

Wales, WI - (262) 968-3900  
[www.sedlockcompanies.com](http://www.sedlockcompanies.com)

U.S. sales representation of Euskal Forging.

**Categories:** Annealing, Austempering, Induction Hardening.

**Specialty Heat Treating**

Grand Rapids, MI - (616) 245-0465  
 Holland, MI - (616) 245-0465  
 Elkhart, IN - (616) 245-0465  
[www.specialtyheat.com](http://www.specialtyheat.com)

Specialty Steel Treating, founded 1956, has been performing precision heat treating for more than 40 years.

**Categories:** Age Hardening, Annealing, Black Oxiding, Brazing, Carbonitriding, Carburizing, Hot Oil Quenching, Nitriding, Nitrocarburizing, Normalizing, Plasma Carburizing, Vacuum Treating.

**Specialty Steel Treating Inc.**

Fraser, MI (2 plants) - (586) 293-5355  
 Farmington Hills, MI - (248) 478-5900  
[www.specialtysteeltreating.com](http://www.specialtysteeltreating.com)

Specialty Steel Treating, founded 1956, has been performing precision heat treating for more than 40 years.

**Categories:** Brazing, Carbonitriding, Carburizing, Cryogenics, Hot Oil Quenching, Nitriding, Normalizing, Stress Relieving, Vacuum Treating.

**Sun Steel Treating Inc.**

South Lyon, MI - (877) 471-0840  
[www.sunsteeltreating.com](http://www.sunsteeltreating.com)

SEE OUR AD  
**P35**

Since 1958, Sun Steel Treating Inc. has specialized in providing our customers precision and specialty Salt Bath Heat Treatments.

**Categories:** Age Hardening, Annealing, Die Quenching, Ion Nitriding, Nitriding, Normalizing, Other Heat Treating Services, Steam Treating, Straightening, Stress Relieving, Tempering.

### **SWD Inc.**

Addison, IL - (630) 543-3003  
[www.swdinc.com](http://www.swdinc.com)

SWD Inc specializes in metal finishing and self-lubricating coatings. Our services include: Black Oxide, Passivation of Stainless Steel, Moly Disulfide or Moly Coat, Manganese Phosphate, Cleaning and Pickling.

**Categories:** Black Oxiding.

### **Thermtech**

Waukesha, WI - (262) 549-1878  
[www.thermtech.net](http://www.thermtech.net)

**Categories:** Annealing, Blast Cleaning, Carbonitriding, Carburizing, Cryogenics, Flame Hardening, Nitriding, Other Heat Treating Services, Straightening, Stress Relieving.

### **Treat All Metals, Inc.**

Milwaukee, WI - (414) 962-2500  
[www.treatallmetals.com](http://www.treatallmetals.com)

We have established the highest quality and most complete heat treating facility in the Midwest.

**Categories:** Annealing, Blast Cleaning, Carbonitriding, Carburizing, Cryogenics, Die Quenching, Hot Oil Quenching, Nitriding, Normalizing, Press Quenching, Straightening, Stress Relieving, Tempering.

### **United Gear and Assembly, Inc.**

Hudson, WI - (715) 386-5867  
[www.ugaco.com](http://www.ugaco.com)

Heat Treating capacity supports our production demands and allows us to provide commercial Heat Treating and Metallurgical services for other local and national manufacturers.

**Categories:** Annealing, Carbonitriding, Carburizing, Induction Hardening, Press Quenching, Tempering.

### **Woodworth Heat Treating**

Flint, MI - (810) 820-6780  
Pontiac, MI - (248) 481-2354  
[www.woodworthheattreat.com](http://www.woodworthheattreat.com)

**Categories:** Nitriding, Vacuum Treating.

### **Zion Industries**

Valley City, OH - (330) 483-4650  
Grand Ledge, MI - (517) 622-3409  
[www.zioninduction.com](http://www.zioninduction.com)

We are a TS-16949 Certified induction heat treater with plants in Michigan, Ohio and North Carolina.

**Categories:** Induction Hardening, Straightening.

## **CENTRAL**

### **Advanced Heat Treat Corp.**

Waterloo, IA (Burton Ave.) - (319) 232-0745  
Waterloo, IA (Midport Blvd.) - (319) 232-5221  
[www.ahtweb.com](http://www.ahtweb.com)

AHT is a recognized leader in providing heat treat services and superior metallurgical solutions.

**Categories:** Age Hardening, Annealing, Black Oxiding, Carbonitriding, Carburizing, Induction Hardening, Ion Nitriding, Nitriding, Nitrocarburizing, Normalizing, Other Heat Treating Services, Plasma Carburizing, Stress Relieving, Tempering, Vacuum Treating.

### **Bluewater Thermal Solutions**

Houston, TX - (281) 442-6733  
[Bluewaterthermalsolutions.com](http://Bluewaterthermalsolutions.com)

Bluewater Thermal Solutions provides a wide variety of thermal processing for steel, stainless steel, cast irons, powder metals, titanium, aluminum, nickel-based alloys, and non-metallic materials.

**Categories:** Age Hardening, Annealing, Boronizing, Brazing, Carbonitriding, Carburizing, Induction Hardening, Other Heat Treating Services, Stress Relieving, Tempering, Vacuum Treating.

### **Bodycote Thermal Processing**

Hot Springs, AR - (501) 760-1696  
Wichita, KS (Ida Plant) - (316) 267-8201  
Wichita, KS (McLean Plant) - (316) 267-0239  
Wichita, KS (West Plant) - (316) 943-3288  
Lafayette, LA - (337) 837-9273  
Eden Prairie, MN - (952) 944-5500  
Oklahoma City, OK - (405) 670-5710  
Tulsa, OK (74th St.) - (918) 627-7324  
Tulsa, OK (Pine St.) - (918) 627-7324  
Arlington, TX - (817) 265-5878  
Fort Worth, TX - (817) 737-6651  
Frisco, TX - (972) 668-8520  
Houston, TX (Hays St.) - (713) 225-6050  
Houston, TX (Robertson St.) - (713) 691-4544  
Houston, TX (Houston St.) - (281) 227-8222  
[www.bodycote.com](http://www.bodycote.com)

Bodycote offers an extensive range of heat treatment services. Our facilities process a wide variety of component sizes to exacting standards with reliable, repeatable results.

**Categories:** Age Hardening, Annealing, Austempering, Blast Cleaning, Brazing, Carbonitriding, Carburizing, Cryogenics, Hot Oil Quenching, Nitriding, Nitrocarburizing, Normalizing, Stress Relieving, Vacuum Treating.

### **Boltex Manufacturing**

Houston, TX - (713) 675-9433  
[www.boltex.com](http://www.boltex.com)

Boltex is a vertically integrated manufacturer of quality carbon and alloy steel forgings ranging in weight from 2 to over 10,000 lbs.

**Categories:** Annealing, Normalizing.

### **Controlled Thermal Processing, Inc.**

Marion, IA - (319) 631-8665  
[www.metal-wear.com](http://www.metal-wear.com)

Deep Cryogenic Treatment (DCT) for wear resistance.

**Categories:** Cryogenics.

### **Flame Metals Processing Corporation**

Rogers, MN - (763) 428-2596  
[www.flamemetals.com](http://www.flamemetals.com)

**Categories:** Carburizing, Cryogenics, Die Quenching, Flame Hardening, Salt Bath Nitriding, Vacuum Treating.

### **National Heat Treat**

Houston, TX - (281) 809-9840  
[nationalheattreat.com](http://nationalheattreat.com)

Supplying prime contractors in the oil and gas, aerospace, defense, energy, automotive, electronics, transportation and communications industries.

**Categories:** Age Hardening, Annealing, Blast Cleaning, Boronizing, Brazing, Carbonitriding, Carburizing, Cryogenics, Hot Oil Quenching, Nitriding, Normalizing, Other Heat Treating Services, Stress Relieving, Tempering, Vacuum Treating.

### **Paulo Products Company**

St. Louis, MO - (314) 647-7500  
Kansas City, MO - (816) 861-7500  
[www.paulo.com](http://www.paulo.com)

Paulo provides innovative engineered solutions in heat treating, brazing and metal finishing.

**Categories:** Age Hardening, Aluminum Treating, Annealing, Austempering, Black Oxiding, Blast Cleaning, Boronizing, Brazing, Carbonitriding, Carburizing, Cryogenics, Die Quenching, Flame Hardening, Hot Oil Quenching, Induction Hardening, Ion Nitriding, Laser Hardening, Nitriding, Nitrocarburizing, Normalizing, Other Heat Treating Services, Plasma Carburizing, Press Quenching, Salt Bath Nitriding, Sintering, Steam Treating, Straightening, Stress Relieving, Tempering, Vacuum Treating.

### **Precision Heat Treating**

Tulsa, OK - (918) 445-7424

Locally owned, been in business 10 years. Fast turnaround. No job too small. Can handle big orders also.

**Categories:** Age Hardening, Annealing, Carburizing, Normalizing, Stress Relieving, Tempering.

## WEST

**Accurate Steel Treating, Inc.**

South Gate, CA - (562) 927-6528  
[www.accuratesteeltreating.com](http://www.accuratesteeltreating.com)

Serving a broad range of industries with attention to detail since 1962. ISO 9001:2008 AS9100 NADCAP.

**Categories:** Age Hardening, Annealing, Blast Cleaning, Carbonitriding, Carburizing, Cryogenics, Ion Nitriding, Nitriding, Normalizing, Other Heat Treating Services, Straightening, Stress Relieving, Tempering, Vacuum Treating.

**Bodycote Thermal Processing**

Huntington Park, CA - (323) 583-1231  
 Rancho Dominguez, CA - (310) 604-8000  
 Santa Fe Springs, CA - (562) 946-1717  
 Vernon, CA - (323) 264-0111  
 Westminster, CA - (714) 893-6561  
 Camas, WA - (360) 833-1120  
[www.bodycote.com](http://www.bodycote.com)

Bodycote offers an extensive range of heat treatment services. Our facilities process a wide variety of component sizes to exacting standards with reliable, repeatable results.

**Categories:** Age Hardening, Annealing, Austempering, Blast Cleaning, Brazing, Carbonitriding, Carburizing, Cryogenics, Hot Oil Quenching, Nitriding, Nitrocarburizing, Normalizing, Stress Relieving, Vacuum Treating.

**Burlington Engineering, Inc**

Orange, CA - (714) 921-4045  
[www.burlingtoneng.com](http://www.burlingtoneng.com)

Burlington Engineering, Inc., strips and treats the surface of metal products using a variety of techniques.

**Categories:** Salt Bath Nitriding.

**Byington Steel Treating**

Santa Clara, CA - (408) 727-6630  
[Byingtonsteel.com](http://Byingtonsteel.com)

Solution heat treating of aluminum alloys.

**Categories:** Age Hardening, Aluminum Treating, Annealing, Blast Cleaning, Carbonitriding, Carburizing, Cryogenics, Induction Hardening, Nitriding, Normalizing, Straightening, Stress Relieving, Tempering, Vacuum Treating.

**California Surface Hardening, Inc.**

Compton, CA - (310) 608-5576  
[calflamehardening.com](http://calflamehardening.com)

Flame hardening of teeth only on gears & sprockets, surface hardening wheels, shafts, cams & oil tools.

**Categories:** Flame Hardening, Stress Relieving, Tempering.

**Cascade TEK**

Hillsboro, OR - (888) 835-9250  
[www.cascadetek.com](http://www.cascadetek.com)

Our environmental stress testing laboratory is equipped with a full range of climatic and dynamic capabilities.

**Categories:** Vacuum Treating.

**Certified Steel Treating**

Los Angeles, CA - (323) 583-8711  
[www.certifiedsteeltreat.com](http://www.certifiedsteeltreat.com)

Heat Treat, Anneal, Aging, Stress Relieve, Vertical Heat Treat, Carburizing, Sandblasting.

**Categories:** Age Hardening, Annealing, Blast Cleaning, Carburizing, Hot Oil Quenching, Normalizing, Other Heat Treating Services, Straightening, Stress Relieving, Tempering.

**Continental Heat Treating, Inc.**

Santa Fe Springs, CA - (800) 622-6624  
[www.continentalht.com](http://www.continentalht.com)

We are a NADCAP accredited heat treat shop with a full metallurgical lab.

**Categories:** Age Hardening, Annealing, Blast Cleaning, Carbonitriding, Carburizing, Cryogenics, Hot Oil Quenching, Nitriding, Normalizing, Straightening, Stress Relieving, Tempering, Vacuum Treating.

**Controlled Thermal Processing, Inc.**

Camarillo, CA - (818) 445-3030  
[www.metal-wear.com](http://www.metal-wear.com)

Deep Cryogenic Treatment (DCT) for wear resistance.

**Categories:** Cryogenics.

**Cryogenic Edge, The**

Auburn, CA - (530) 852-4845  
[www.thecryoedge.com](http://www.thecryoedge.com)

We specialize in computer controlled deep cryogenic processing for many different items including machine tooling, cutters, dies, and broaches.

**Categories:** Cryogenics.

**Industrial Metal Finishing, Inc**

Placentia, CA - (714) 628-8808  
[www.indmetfin.com](http://www.indmetfin.com)

Industrial Metal Finishing specializes in shot peening, ultrasonic cleaning, passivation, and deburring. AS9100 and ISO 9001:2000 registered.

**Categories:** Stress Relieving.

**Nitrex Inc.**

San Jose, CA 95125 - (408) 275-0330  
 North Las Vegas, NV - (702) 399-1554  
[www.nitrex.com](http://www.nitrex.com)

NITREX improves the properties of metals, extending the life of gears for a wide range of industries

**Categories:** Age Hardening, Annealing, Austempering, Black Oxiding, Blast Cleaning, Carbonitriding, Carburizing, Cryogenics, Die Quenching, Hot Oil Quenching, Ion Nitriding, Nitriding, Nitrocarburizing, Normalizing, Other Heat Treating Services, Plasma Carburizing, Press Quenching, Straightening, Stress Relieving, Tempering, Vacuum Treating.

**Solar Atmospheres**

Fontana, CA - (866) 559-5994  
[www.solaratm.com](http://www.solaratm.com)

SEE OUR AD  
 PP32,47

Solar Atmospheres is one of the world's largest providers of commercial vacuum heat treating service.

**Categories:** Age Hardening, Annealing, Brazing, Carburizing, Ion Nitriding, Nitriding, Normalizing, Other Heat Treating Services, Sintering, Stress Relieving, Tempering, Vacuum Treating.

**Stack Metallurgical Services, Inc.**

Portland, OR United States - (503) 285-7703  
[www.stackmet.com](http://www.stackmet.com)

**Categories:** Aluminum Treating, Ion Nitriding, Vacuum Treating.

**Vaporkote, Inc.**

Anaheim, CA - (714) 632-8607  
[www.vaporkote.com](http://www.vaporkote.com)

Cost-effective solutions for erosion & high temperature corrosion protection of critical metal parts.

**Categories:** Age Hardening, Annealing, Boronizing, Normalizing, Stress Relieving, Tempering.

**WPC Treatment Co., Inc.**

Torrance, CA - (310) 782-8647  
[www.wpctreatment.com](http://www.wpctreatment.com)

WPC metal surface treatment service provider. WPC treatment improves fatigue strength and oil retention of gears and cutting tools.

**Categories:** Coatings.

## OUTSIDE USA

**Aksan Steel Forging**

ANKARA, Anatolia Turkey - +(90) 312 841 64 01  
[www.aksanforging.com](http://www.aksanforging.com)

Aksan Steel Forging manufactures wide-range of forged components for Agriculture, Machinery, Automobile, Defense.

**Categories:** Annealing, Hot Oil Quenching, Induction Hardening, Normalizing, Other Heat Treating Services, Press Quenching, Tempering.

**Ampere Metal Finishing**

Mississauga, Ontario Canada - (905) 670-5275  
[www.amperemetal.com](http://www.amperemetal.com)

Ampere Metal Finishing Ltd. is a dynamic company that has been serving industry throughout Canada since 1976.

**Categories:** Black Oxiding.

**Bluewater Thermal Solutions**

Kitchener, ON Canada - (519) 748-5284  
[Bluewaterthermalsolutions.com](http://Bluewaterthermalsolutions.com)



Bluewater Thermal Solutions provides a wide variety of thermal processing for steel, stainless steel, cast irons, powder metals, titanium, aluminum, nickel-based alloys, and non-metallic materials.

**Categories:** Age Hardening, Annealing, Boronizing, Brazing, Carbonitriding, Carburizing, Induction Hardening, Other Heat Treating Services, Stress Relieving, Tempering, Vacuum Treating.

### Bodyhardchem

Baroda - 390002, Gujarat, India - +(91) 265-2780789  
[www.bodyhardchem.com](http://www.bodyhardchem.com)

Manufacturer of various types of heat treatment salts and surface treatment chemicals.

**Categories:** Annealing, Austempering, Black Oxiding, Die Quenching, Other Heat Treating Services, Tempering.

### Cambridge Heat Treating Inc.

Cambridge, Ontario Canada - (519) 653-7002  
[www.cambridgeheattreating.com](http://www.cambridgeheattreating.com)

Carburizing, Hardening, Tempering, Cryogenics, Nitriding, DLC Coating, Vacuum Hardening, Carbonitride.

**Categories:** Age Hardening, Annealing, Carbonitriding, Carburizing, Cryogenics, Ion Nitriding, Nitriding, Nitrocarburizing, Normalizing, Other Heat Treating Services, Stress Relieving, Tempering, Vacuum Treating.

### Contour Hardening, Inc.

Contour de Mexico Silao Mexico, - (317) 876-1530  
[www.contourhardening.com](http://www.contourhardening.com)

Provider of induction equipment and services. Contract induction heat treat.

**Categories:** Induction Hardening, Stress Relieving, Tempering.

### Controlled Thermal Processing, Inc.

O'Connor, Western Australia - +(61) 08-9337-5517  
[www.metal-wear.com](http://www.metal-wear.com)

Deep Cryogenic Treatment (DCT) for wear resistance.

**Categories:** Cryogenics.

### Härterei Reese Bochum GmbH

44807 Bochum-Riemke, Germany - +(49) 234 9036-51  
[www.hardening.com](http://www.hardening.com)

**Categories:** Carburizing, Plasma Carburizing.

### HighTemp Furnaces Limited

Bangalore, Karnataka India - +(91) 80-28395917  
[www.hightemp-furnaces.com](http://www.hightemp-furnaces.com)

What sets us apart is the fact that HighTemp offers both atmospheric heat treatment furnace systems and commercial heat treatment.

**Categories:** Age Hardening, Aluminum Treating, Annealing, Austempering, Black Oxiding, Blast Cleaning, Boronizing, Brazing, Carbonitriding, Carburizing, Cryogenics, Die Quenching, Hot Oil Quenching, Induction Hardening, Ion Nitriding, Laser Hardening, Nitriding, Normalizing, Other Heat Treating Services, Plasma Carburizing, Press Quenching, Salt Bath Nitriding, Sintering, Steam Treating, Straightening, Stress Relieving, Tempering, Vacuum Treating.

### Ionitech Ltd.

1582 Sofia, Bulgaria - +(359) 2-439-0400  
[www.ionitech.com](http://www.ionitech.com)

IONITECH manufactures ion nitriding and carbonitriding installations as well as degreasing installations. **Categories:** Aluminum Treating, Black Oxiding, Carbonitriding, Ion Nitriding, Plasma Carburizing.

### Klingelberg AG

CH-8050 Zurich, Switzerland - +(41) 44-2787979  
[www.klingelberg.com](http://www.klingelberg.com)

Klingelberg is a world leader in the development, manufacture and sale of gear production machinery and related equipment.

**Categories:** Press Quenching.

### Mackeil Ispat & Forging Ltd.

Kolkata, West Bengal India - +91 33 2282 9195  
<http://mackeilforgings.com>

**Categories:** Annealing, Die Quenching, Hot Oil Quenching, Stress Relieving, Tempering,

### McLeod and Norquay Ltd.

Surrey, BC Canada - (604) 590-0956  
[www.mcleodandnorquay.com](http://www.mcleodandnorquay.com)

Case/Thru Hardening 34"H x 33"W x 66"L Stress Relieve 16"L x 8'6" W x 10' H.

**Categories:** Age Hardening, Annealing, Blast Cleaning, Carbonitriding, Carburizing, Cryogenics, Die Quenching, Hot Oil Quenching, Induction Hardening, Normalizing, Stress Relieving, Tempering.

### Nisha Engineers (India)

NAVI MUMBAI, Maharashtra India - +(91) 22 41423456  
[www.nishagroup.com](http://www.nishagroup.com)

Manufacturers of cast / fabricated spares & fixtures for heat treatment furnaces. We also manufacture Stop Off compounds for preventing Gas Carburising / Gas Nitriding

**Categories:** Stop-off Paints.

### Nitrex Inc.

Montreal, QC, Canada - (514) 335-7191  
El Marqués, Querétaro, Mexico - +(52) 4422215243  
[www.nitrex.com](http://www.nitrex.com)

NITREX improves the properties of metals, extending the life of gears for a wide range of industries

**Categories:** Age Hardening, Annealing, Austempering, Black Oxiding, Blast Cleaning, Carbonitriding, Carburizing, Cryogenics, Die Quenching, Hot Oil Quenching, Ion Nitriding, Nitriding, Nitrocarburizing, Normalizing, Other Heat Treating Services, Plasma Carburizing, Press Quenching, Straightening, Stress Relieving, Tempering, Vacuum Treating.

### PC Forge

Port Colborne, Ontario Canada - (905) 834-7211  
[www.pcforge.ca](http://www.pcforge.ca)

All our forgings meet the exacting standards of our customers in the Transportation, Energy and Defence industries around the globe.

**Categories:** Annealing, Brazing, Carbonitriding, Carburizing, Cryogenics, Induction Hardening, Normalizing, Other Heat Treating Services, Stress Relieving, Tempering.

### Penticton Foundry Ltd.

Penticton, BC Canada - (250) 492-7043  
[www.pentictonfoundry.com](http://www.pentictonfoundry.com)

Ductile Iron and Austempered Ductile Iron Gears. We specialize in gears weighing up to 5,000 lb.

**Categories:** Annealing, Austempering, Blast Cleaning, Normalizing, Tempering.

### Thermetco Inc.

Montreal, QC Canada - (514) 934-4684  
[www.thermetco.com](http://www.thermetco.com)

Specilized in carburizing of large gears & pinions Pit furnace : Ø 56" x 80" AS9100C – NADCAP.

**Categories:** Age Hardening, Aluminum Treating, Annealing, Black Oxiding, Carbonitriding, Carburizing, Cryogenics, Die Quenching, Hot Oil Quenching, Nitriding, Normalizing, Other Heat Treating Services, Stress Relieving, Tempering, Vacuum Treating.

### Thermex Metal Treating Ltd.

Edmonton, AB Canada - (780) 440-4373  
[www.thermexmetal.com](http://www.thermexmetal.com)

ISO 9001 certified, onsite metallurgical lab, high quality carburizing, nitriding, quench & temper, induction.

**Categories:** Age Hardening, Annealing, Blast Cleaning, Carbonitriding, Carburizing, Flame Hardening, Induction Hardening, Nitriding, Nitrocarburizing, Normalizing, Salt Bath Nitriding, Stress Relieving, Tempering.

### Welland Forge

Welland, Ontario Canada - (905) 732-7536  
[www.wellandforge.com](http://www.wellandforge.com)

Can supply a complete product from hammer to finishing. Heat treated, machining.

**Categories:** Annealing, Brazing, Carbonitriding, Carburizing, Cryogenics, Induction Hardening, Nitriding, Normalizing, Other Heat Treating Services, Stress Relieving, Tempering.

### ZRIME

Zhengzhou, Henan China - +(86) 371-67710564  
[www.zrime.com.cn](http://www.zrime.com.cn)


Located in Zhengzhou, the capital of Henan Province, Zhengzhou Research Institute of Mechanical Engineering (ZRIME) has undergone 50 years of development.

**Categories:** Die Quenching, Flame Hardening, Hot Oil Quenching, Induction Hardening, Laser Hardening, Press Quenching.

# Gleason

THE  
**TOTAL**

**GLEASON GMS®  
BECAUSE NOT EVERY  
PART IS A GEAR**



**METROLOGY SOLUTIONS FOR CYLINDRICAL AND BEVEL GEARS OF ALL**

✓ Gear  
Measuring  
Systems

✓ Functional  
Gauges

✓ Master  
Gears

✓ Spline Gages,  
Spline Arbors

✓ Gleason LeCount®  
Inspection  
Mandrels

✓ 3-Jaw  
Expanding  
Arbors

✓ Software

**For worldwide sales locations and additional information, visit:**

# GEAR SOLUTIONS™

PROVIDER

With these added inspection technologies on a fast, efficient, easy-to-program platform, the Gleason GMS® is your best investment:

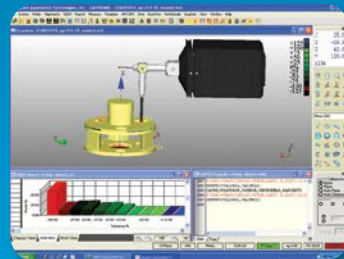
- ✓ Inspection of non-gear, rotationally symmetrical workpieces using powerful CAPPS DMIS GD&T software.
- ✓ Complete gear inspection, including Barkhausen noise analysis for grind burn and surface roughness measurement.

Gleason GMS. Your single best inspection investment. Visit [www.gleason.com/GMS](http://www.gleason.com/GMS).

Get these capabilities for your existing Gleason SIGMA, GMM and GMS series machines, with our SMARTFIT '14 retrofit program. Visit [www.gleason.com/smart](http://www.gleason.com/smart).



See us at  
Booth #N-7000



Powerful, easy-to-use GD&T capability.



Barkhausen noise analysis:  
better than Nital etch.



Inspect surface finish right on  
the GMS.

TYPES, UP TO 3,000 MM IN DIAMETER

✓ Global Service  
and Support

✓ ISO 17025 Certified  
A2LA Accredited Gear  
Calibration Lab



THE  
**TOTALGEAR**  
**SOLUTIONS**  
PROVIDER

**Gleason**

[www.gleason.com](http://www.gleason.com) • [sales@gleason.com](mailto:sales@gleason.com)

# Portable Gear Inspection

## R&P Metrology Measures Directly on the Production Machine

Matthew Jaster, Senior Editor

Compact, custom and portable solutions are gaining more attention in manufacturing today as companies seek out the tools that offer the greatest productivity gains on the shop floor. Gear inspection seems to be following suit. R&P Metrology (partnered with Kapp Technologies in the United States), offered a first look at its portable measuring equipment for large gears last fall at Gear Expo in Indianapolis.

Since Gear Expo, the company has been adding new measurement capabilities for the RPG PM 750/1250 Portable Gear Metrology machines. They are capable of a full range of 3-D prismatic metrology when used with the available docking station and can perform CMM

measuring tasks with full CNC control and lab grade accuracy.

According to Hans Rauth, president of R&P Metrology, "The docking station, with the extremely accurate rotary table, extends the use of the PM system beyond the plant floor, to the inspection lab. Not only can it use generative metrology for gear inspection, it can become a precise CMM with the customer's choice of software." All R&P Metrology systems adhere to the I++ (Inspection Plus-Plus) protocol and can utilize any CMM software that is compliant, such as Wenzel and Zeiss. "When used as a portable system, the PM 750/1250 can measure gears of unlimited size," Rauth adds.

Rauth is enthusiastic about the potential for integrating inspection equipment throughout the machine shop. "The PM portable machines allow accurate independent inspections, with industry accepted reports.

This translates into time savings because there is no need to realign gears taken out for external inspection. Because the system can be used on different machines, higher accuracy and quality assurance is achieved across the whole shop, all for a reasonable investment," Rauth says. "Integrated in-process inspection as part of the manufacturing plan for larger gears is now achievable. There is now the chance to upgrade older machines with no onboard inspection."

With the unique needs of each customer, many solutions require more than an off-the-shelf CMM. R&P specializes in custom equipment and works to develop a measuring solution that best fits the customer's machine requirements as well as their budget.

"With intense contact with customers, new ideas based on the variety of gears and existing facilities are the real drivers for the custom machines. Working with large set of "modules" and technologies at R&P, new functions such as surface finish and Barkhausen inspection can be added to gear measuring systems as needed. Economic factors drive customers to get exactly what they need and not to overbuy."

Flexibility is equally important. "Inspection of large gears has more factors to consider. Mass, inertia, fixturing, accessibility to references, loading/unloading, and integration to existing plants are only a few aspects. R&P offers a unique solution to every customer, in effect allowing the customer to design what best fits the needs," Rauth adds.

With the full integration of the rotary table, the RPC, for example, represents a convergence of technology yielding a universal metrology system encompassing high accuracy roundness/form/profile measurements, as well as "no compromise" generative gear inspection and 3-D CMM measurements. "With one setup, a part's gear features as well as all 3-D CMM measurements can be accom-




plished with real inspection software and charts and real CMM software and outputs," Rauth says.

The PM 750 will be on display in September during IMTS 2014 in Chicago. "The focus is always on helping customers define their requirements and then designing and building systems that meet and exceed those needs," Rauth says. "Accurate mobile/portable inspection systems such as the R&P Metrology PM 750 can change how we look at gear metrology systems. When it is time for the replacement of older inspection machines, companies can now replace old machines at nearly the cost of a retrofit, and gain modern, state-of-the-art technology. With the high accuracy and flexibility of the RPC machines, gear shops without gear measuring machines now can get one machine to do both CMM 3-D measuring and generative gear inspection without compromise."

When a business invests, they want 100 percent of their needs met, according to Rauth. "They don't want, for example, to buy a larger machine than is needed if only one axis needs to be larger. So, custom and special machines will continue to gain momentum."

In gear metrology, the standard catalog is never enough. R&P recognizes this dynamic and has established a company and brand to meet the ever-changing needs of the gear customer.

"Our role is to be a niche supplier of custom and special machines – beyond the standard offerings of other manufacturers. We don't have a catalog of standard machines; rather, we offer platforms that are customized for each application," Rauth adds. 

#### For more information:

Kapp Technologies  
Phone: (303) 447-1130  
[www.kapp-usa.com](http://www.kapp-usa.com)

R&P Metrology  
Phone: +(49) 7231 15404 0  
[www.rp-metrology.de](http://www.rp-metrology.de)

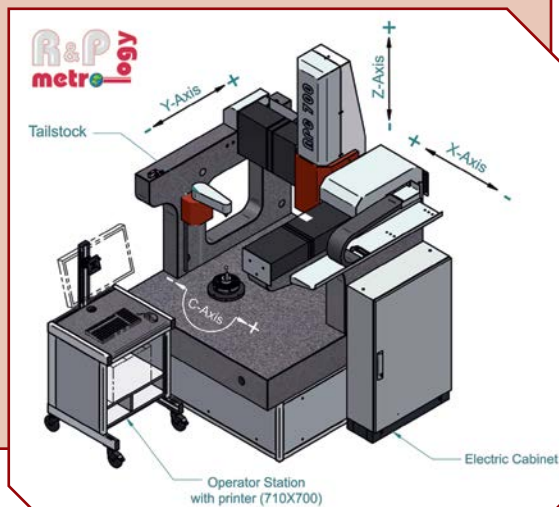


## Product Round-Up

In addition to the portable gear inspection systems, R&P Metrology has added some significant offerings to the gear metrology market in 2014. Here's a quick rundown of some of the measuring equipment available to the industry today. Information on these and other products from R&P and Kapp Technologies will be available at Booth N-7036 during IMTS 2014 in Chicago.

### RPC 700 Designed for Accurate Profile and Form Measurements

The RPC 700 is a new, smaller development based on well-proven technologies, extending the range of systems to meet customer requirements. It joins the RPC 1000 and the RPC 1600 in the R&P Metrology lineup of highly accurate systems capable of form, profile and generative gear inspection. The RPC 700 is designed for extremely accurate profile and form measurements on rotationally symmetrical workpieces, such as bearing rings and races, as well as demanding aerospace and cylindrical workpieces. According to Hans Rauth, president of R&P Metrology, "The RPC 700 is unique in the metrology world. This four axis machine utilizes the highly accurate air bearing, direct drive rotary table to measure form and profiles along with true generative gear measuring. The RPC 700 represents the perfect combination of metrological features." Rauth added, "Our use of linear motor technologies and granite air bearing guide elements provide wear-free, consistent and thermally stable measurements." All RPC systems are I++ compatible, allowing a variety of CMM software packages from various suppliers to be supported. A tailstock is offered as an option on the RPC 700.



The RPC systems are now available in three standard sizes, with the RPC 700 able to accommodate workpieces up to 700 mm in diameter. The linear travels are X=600 mm, Y=700 mm and Z=500 mm. Parts up to 300 kg are accommodated on the rotary table. The larger RPC 1600 handles 1,600 mm parts and increases the X-axis travel to 900 mm. Rauth notes that, "By understanding customer needs, R&P customizes these special machines." The RPC 1000 is also available, with a maximum diameter of 1,000 mm. "Of course," nearly any custom and special requirements can be met," Rauth says.

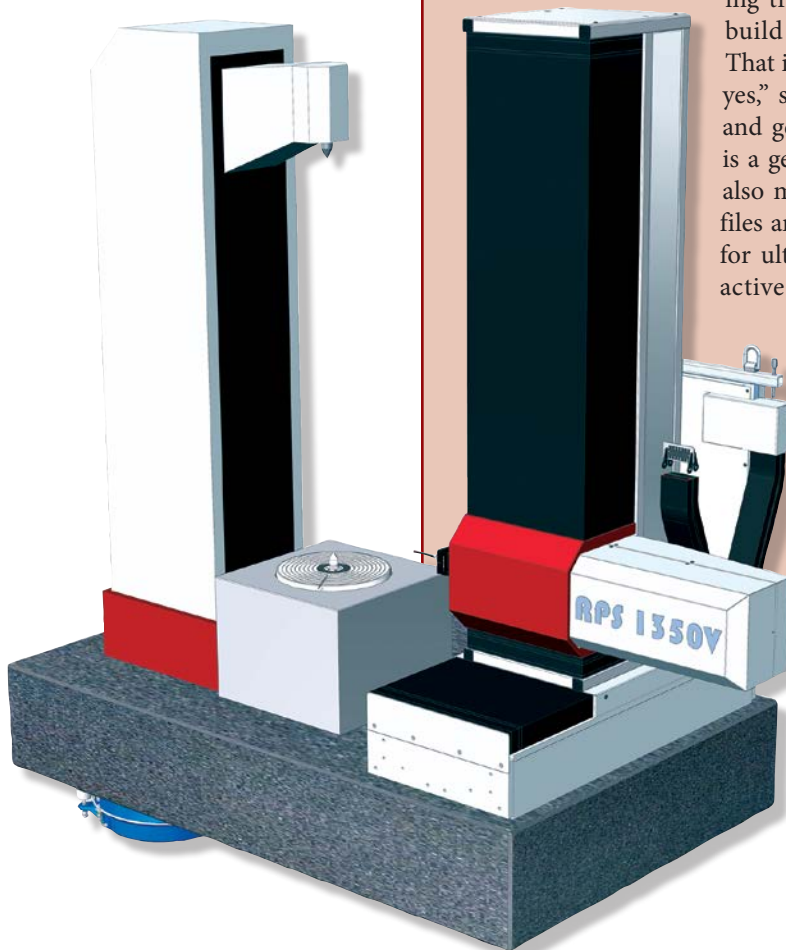


### SMS Siemag Chooses R&P Metrology

SMS Siemag AG understands that to be competitive in today's global business requires state-of-the-art equipment and technology. In 2012, the company installed the R&P Metrology RPG 4000/5500 gear inspection machine. The ability to quickly and accurately measure large gears (up to 5,500 mm diameter, 40,000 kg max. weight) allows SMS Siemag to better meet the requirements of its customer base. Thanks to ease-of-operation and support from R&P Metrology, the investment in the RPG 4000/5500 will solidify SMS Siemag's position in the market.

### R&P Offers Special Measuring System


Responding to specific customer requirements, R&P Metrology GmbH announced a new model in their full line of custom metrology systems, the RPS 1350V. Designed for ball screws and shaft parts, this system boasts capacity for 1,350 mm between centers and 1,300 mm of vertical measuring travel. "A customer asked if we could design and build an inspection system for their specific needs. That is what R&P Metrology does, so of course we said yes," says Rauth. "The customer produces ball screws and gears up to 600 mm in diameter. The RPS 1350V is a generative, four axis gear inspection machine, and also measures 3-D CMM type features as well as profiles and forms. The X, Y and Z axes use linear motors for ultimate precision. Since the machine rests on an active suspension system, no separate foundation is required. The high precision, air bearing rotary table is mounted on a granite bed and is driven directly by a torque motor." The RPS 1350V achieves the highest European class for inspection equipment accuracy: VDI/VDE 2612/13 Group I. Using an industry standard CNC control system, the RPS 1350V is I++ compliant, allowing the use of many CMM inspection packages. ⚙️



# presrite



## PEOPLE AND TECHNOLOGY MAKE THE DIFFERENCE



At Presrite, our experience, innovation and expertise ensure that you get the best net and near-net forgings. Our new Tech Center has state-of-the-art design, engineering technology and die-making capabilities.

- Dedicated state-of-the-art facility
- Presses up to 6,000 tons of capacity
- .008-.060 stock allowance on gear blanks
- ISO 9001:2008
- TS 16949:2009



[www.presrite.com](http://www.presrite.com) • 216-441-5990



# Deciding When to Go Plastic

## QUESTION

Can my metal gear(s) be replaced with plastic gears?

**Expert Response Provided by Joseph L. Elmquist, R&D designer, Kleiss Gears:**



As specialists in the design, manufacture, and inspection of polymer injection-molded gears, we get asked this a lot. The answer, unsurprisingly, is a definite maybe. It really depends upon the application and how the performance is evaluated. Typically, someone asking this question is looking for a cost savings, but for many applications polymers are a better material choice than metals for gearing. Depending upon the application and critical design objectives, a polymer substitution may provide a significant increase in performance benchmarks and/or a reduction in cost. Polymers exhibit fundamentally different behavior than that of metals; their mechanical properties are heavily time-and-temperature-dependent. In a dynamic application such as gearing, these dependences, if designed correctly, can contribute to polymer gears vastly outperforming metal gears in many performance benchmarks including noise, vibration and harshness (NVH), with a gear strength much higher than material predictions would indicate. As a result, we have seen applications where:

- Polymer gears out-performed metal gears in performance and cost
- Polymer gears performed comparably to metal gears, and at a cost reduction
- Polymer gears out-performed metal gears in performance, at a cost increase
- Polymer gears were not suitable
- Metal gears were not suitable

With this in mind I would like to discuss how to determine if polymer gears are good candidates for a particular system. I will summarize the performance characteristics of polymer gears and discuss general differences between polymer and metal gear design and manufacture.

The most critical consideration when deciding if polymers may be a good material choice for a gearset is environmental. If the temperature is above 150°C, the mechanical properties of even our highest-performance polymers degrade significantly, and polymer gears become unpractical. A chemical environment may drive the consideration towards, or away from, polymers as a material choice. We often see this as a driving consideration in medical applications where metals and their necessary lubricants are often unsuitable.

If the environment is one in which a polymeric material can survive, the next most critical consideration is strength. A common misconception is that plastic gears are cheaper, but weaker, versions of metal gears, and therefore accounting for the decrease

in material yield strength alone will accurately represent plastic gear behavior. This is inaccurate at a fundamental material level, and it becomes rapidly apparent within a gearing application. While a metal gear under load may have line contact between gear and pinion, and a contact ratio such that only one tooth is in mesh, the involute surface of a polymer gear under load will deform under similar loading conditions, distributing the contact pressure over a larger surface, and tooth bending will initiate contact between adjacent teeth, resulting in load sharing (Fig. 1). This can result in a polymer gear having higher life expectancy than a metal equivalent in certain applications. Typically these are applications where there is high-impact loading, with a relatively low steady-state load.

As a result of the lower polymer modulus and damping properties, polymer gears almost always significantly out-perform metal gears in NVH. While there is variation in the degree to which different polymers improve in this measure, in our experience a polymer replacement in a spur gear pair typically reduces sound levels between 2-5 dB, with a reduction in frequency, no ringing, and a more uniform sound level.

Material weight can also dramatically improve transmission efficiency and response. With a lighter material, system inertia can be dramatically reduced, contributing to a more responsive and efficient system. There are many applications where overall system weight is a critical parameter, such as in the aerospace industry, and polymer gears are one potential solution.

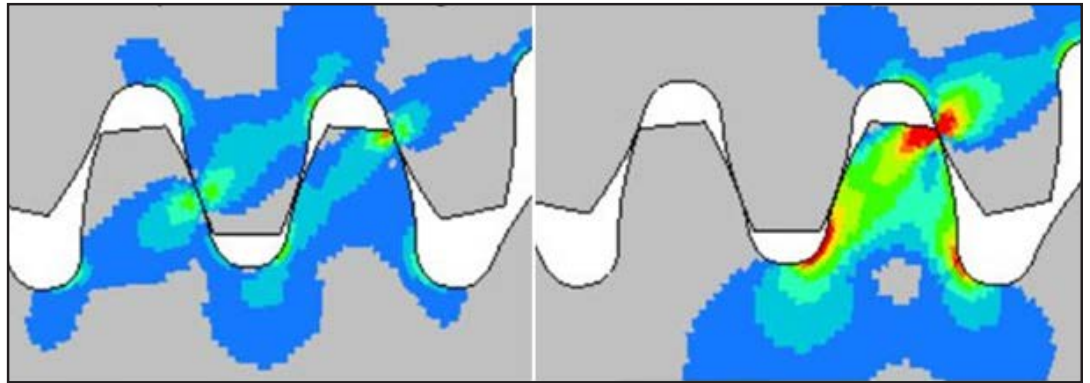
Polymer material properties also play a role in lubrication requirements. Many polymer gears will run in some kind of lubricant; however, polymer gears have lower lubrication requirements than metal gears, reducing the complexity of, or even negating the need for, complex lubrication systems. It is often even possible to embed lubricants such as Teflon or graphite in the polymer gear material, or remove lubrication entirely.

The last property of polymers I want to discuss is cost. Obviously, this is a critical consideration in any production component. Typically at the production level, an injection-molded polymer gear costs less to produce than a metal one. The material and per-part processing costs are typically, but not always, less than the metal counterparts. There can also be significant cost advantages to injection molding, such as the ability to produce multiple parts simultaneously in multi-cavity tools. While upfront tooling costs are typically higher, over the course of a production run, a higher-performance polymer gear may cost 10-50% less than a metal one. These savings do not account for cost savings or revenue gains due to improved performance, which are also likely to be present. However, actual figures are highly project-dependent.

Email your question—along with your name, job title and company name (if you wish to remain anonymous, no problem) to: [jmcguinn@geartechnology.com](mailto:jmcguinn@geartechnology.com), or submit your question by visiting [geartechnology.com](http://geartechnology.com).



Due to the differences in the material properties, and manufacturing techniques of metals and polymers, different design expectations are needed. From a design perspective, the injection molding process contributes geometric flexibility at the expense of tolerance precision. With our injection-molded gears, the dimensional tolerance is on the order of  $< 0.025$  m/m, while the repeatability is typically an order-of-magnitude better. This is an acceptable trade-off because polymers, with their lower modulus, are more forgiving of small dimensional errors than are metals. To further strengthen a polymer gear and to fully utilize its novel polymer characteristics, it is highly desirable to use a shape-optimized design. Where metal gears are traditionally defined by their machine process and tools, an injection-molded polymer gear has the advantage of being definable directly by the gear geometry. As a result of this trade-off and the fundamentally different behavior of polymeric materials, the first step in a polymer gear design is to evaluate the entire system for suitability, fol-



**Figure 1** Finite Element simulation of a loaded polymer-polymer mesh (left) and loaded steel-steel mesh (right) showing load sharing between teeth under load. The contact ratio for the steel mesh under load is 1.2, while the polymer mesh under load has a contact ratio of 2.1 (Analysis courtesy of Vitrex USA.)

lowed by a polymer-optimized and application-specific design, then prototyping, and finally production tooling and molding.

To answer the original question: if the environment does not exclude the use of polymer gears, and you are looking for an improvement over metal gears in cost, weight, NVH, and/or design simplicity, the likely answer is a resounding Yes. ⚙️

*Joseph can be reached at [kleissgears.com](http://kleissgears.com).*

For Related Articles Search


plastic gears

at [www.geartechnology.com](http://www.geartechnology.com)



## METROLOGY CENTER

### DOUBLE FLANK TESTING



Model: DFT100



Model: DFT250



Model: DFTManual



Model: DFT500

- Analytical Gear Inspection
- DOB/DOP Gages
- Double Flank Testers
- Single Flank Testers
- Gear Burnishing Machines
- Gear Deburring Machines
- Master Gears
- Spline Gauges
- REPOWERED By PECO  
Gear Inspection Machines
- Contract Gear Inspection

Visit [www.gearinspection.com](http://www.gearinspection.com) to see work piece specifications!

4191 US RT 40 Tipp City, Ohio 45371 | PH: 937-667-4451 | Fax: 937-667-9322 | [www.gearinspection.com](http://www.gearinspection.com)

# The Influence of Tool Tolerances on the Gear Quality of a Gear Manufactured by an Indexable Insert Hob

Mattias Svahn, Lars Vedmar and Carin Andersson

Recently, a new type of hob with carbide inserts has been introduced, providing higher cutting speeds, longer tool life and higher feed rates when compared to re-grindable, high-speed steel hobs. But with this kind of hob, new challenges occur due to positional errors of the cutting edges when mounted on the tool. These errors lead to manufacturing errors on the gear teeth which must be controlled. In this paper, the tooth quality of a gear manufactured by hobs with different quality classes is analyzed using a simulation model in combination with Monte Carlo methods.

## Introduction

The most common and economical method to produce involute gears — both spur and helical — is by hobbing. Hobs have been — until now — mainly re-grindable, high-speed steel (HSS) with additional coatings such as TiN, TiCN, etc. Today's new type of hob with carbide inserts is advantageous to HSS hobbing with its ability to increase cutting speed and feed rate while prolonging tool life. However, one obstacle to overcome is to fulfil the requirements for hobbing accurate gears for high-performance applications while using hobs with inserts. The geometry and the positioning of the inserts must be highly accurate for the hob to comply with the tight tolerances of, for example, DIN 3968 (Ref. 1). In the literature (Ref. 2) it is stated that hobbing in industrial applications achieves gear quality according to DIN in the 8-11 range, and grade 7 in less frequent applications. However, there is little experience of the gear quality achieved using the new type of indexable insert hobs, due possibly to errors of the inserts and the higher feed rates that they are capable of operating at. The purpose of this study is to analyze the impact of possible errors of the hob geometry on the manufactured gear tooth.

Previous work in modeling the manufactured gear tooth geometry encompasses, for example, the work of Michalski (Ref. 3) that, by use of CAD environment and logical material removal to determine the manufactured tooth flanks, and

Visalis et al (Ref. 4), presents the software module *HOB3D* for CAD systems, where the un-deformed chip geometry and the manufactured tooth surface are modeled. These works do not consider any manufacturing errors due to the tool or machine settings. Chiu et al (Ref. 5) computed the manufactured tooth surface by modeling the hobbing process with introduced eccentricity to the hob axis. Svahn et al (Ref. 6) modeled the manufactured gear tooth hobbled with errors introduced to the manufacturing process.

In this paper a simulation tool is used based on a mathematical, geometric model where the hobbled tooth surface can be determined in three dimensions (Ref. 7). The cutting teeth of the hob can be individually positioned in the axial and in the radial direction, compared to their nominal positions. This is done by using results from measurements of an actual hob or applying continuous probability density functions. Utilizing this simulation model it is possible to compute the gear tooth surface topography manufactured by hobs of different tolerance classes. By applying gear tooth deviation standards, the expected gear

tooth quality for the corresponding hob quality class is determined. The input to the simulation software is provided by an analysis of the cutting tooth deviations of a commercial hob with inserts.

Using the Monte Carlo method (Ref. 8), the expected gear tooth quality can be determined by this simulation tool and with hob geometry generated by predetermined statistical functions. The aim of the study is to identify which parameters are influencing gear tooth quality for this new tool concept, and to show that these types of results can be provided without costly, time consuming — and often impossible — experimental testing. The use of simulation tools to analyze the gear hobbing process can be a great benefit to tool developers in finding out which tolerances and other parameters are of importance, and in manufacturing an involute gear within given tolerances. In this study, the focus is on the radial and the axial errors from the nominal position of these inserts. The shape of the inserts, the tool body and generating process will otherwise be considered perfect. The results in this study are based on the numerical values listed in Table 1.

**Table 1 Nomenclature and numerical example**

Basic Rack		Gear	
Normal module	$m_n = 4.75 \text{ mm}$	Number of teeth	$z = 56$
Normal pressure angle	$\alpha_n = 20^\circ$	Face width	$b = 50 \text{ mm}$
Helical angle	$\beta = 21.5^\circ$	Hob	
Tip addendum	$h_t = 7.50 \text{ mm}$	Number of entrances	$g = 1$
Tip radius	$r_t = 1.63 \text{ mm}$	Lead angle	$\lambda = 2.37^\circ$
Protuberance	$p = 0.1 \text{ mm}$	Total number of cutting teeth	$N = 120$
		Cutting teeth per revolution	$N = 12$

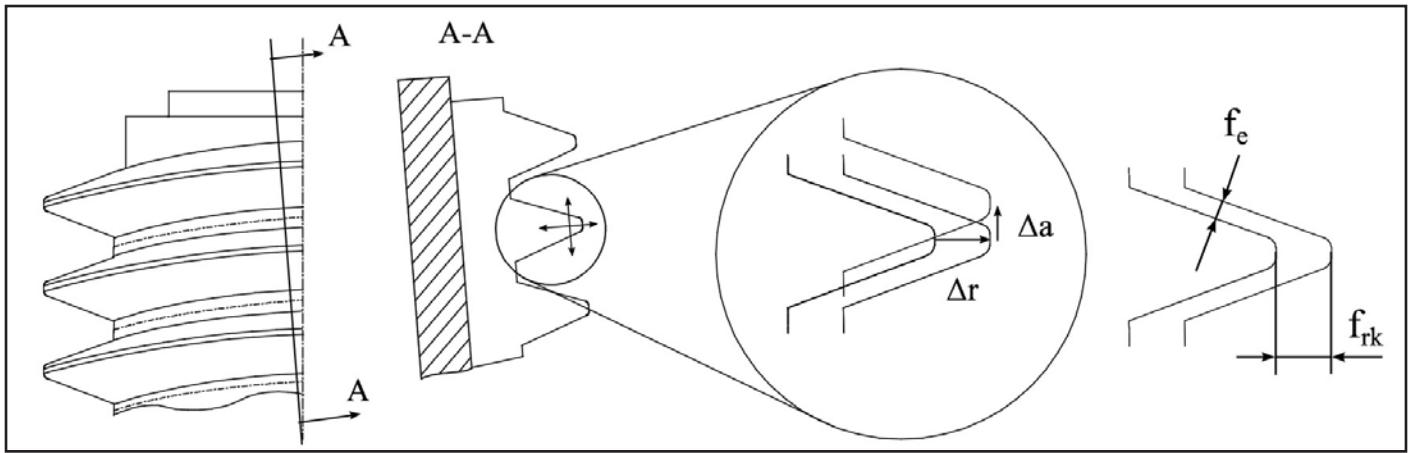


Figure 1 Deviation of inserts of hob, where  $\Delta r$  is the radial displacement and  $\Delta a$  is the axial displacement. Related measured quantities in DIN 3968 are  $f_{rk}$  and  $f_e$ .

### Generation of Hobs

The hob used in this study is an indexable, insert hob; individual inserts are assembled on the tool body. The position of the cutting edges, which are the boundaries of these inserts, is affected by the geometry of the inserts and their positioning on the tool body. Overly large deviations will directly affect the tooth quality of the hobbed gear tooth negatively. In order to manufacture a gear with satisfactory quality, these deviations must be controlled.

The DIN 3968 standard for single-start hobs (Ref. 1) measures the hob in 17 steps and, depending on normal module  $m_n$ , classifies the hob in the quality classes AA through to D, with AA being the most accurate hob. The measuring procedure of hobs is well described in VDI/VDO (Ref. 9) and by Goch (Ref. 10). The

cutting tooth deviation  $\Delta a$  and  $\Delta r$  are presented in Figure 1, together with measured quantity  $f_e$  and  $f_{rk}$  from DIN 3968.

The statistical distribution of the positional error must be known to be able to apply the Monte Carlo method. Knowing the statistical distribution enables generation of new hobs based on this distribution within the same or other tolerance range. These hobs are then to be used as input to the simulation software later described, where the gear tooth topography and the gear quality manufactured by different hob quality classes can be determined.

A commercial hob with carbide inserts is control-measured using a CNC measuring center, Zeiss *CenterMax* with software packages *Calypso* and *Gear Pro Hob*. The distribution of the axial and the radial deviations of the cutting edges of the

hob are tested by a null-hypothesis using the  $\chi^2$  - test. The measured distribution complies with a normal distribution in both cases at the 5% significance level (Figs. 2, 3). This allows that the inserts follow a normal distribution; it is now assumed that the positional errors of the inserts for all hobs in this study comply with normal distribution.

Considering now only these deviations being present, different hob classes can be generated by positioning the inserts according to a normal density probability function. The position of each individual insert is random, but confirms the given probability functions. For a hob with normal module  $m_n = 4.75$  mm, the tolerance levels for different hob classes, according to DIN 3968 (Ref. 1), are defined in Table 2.

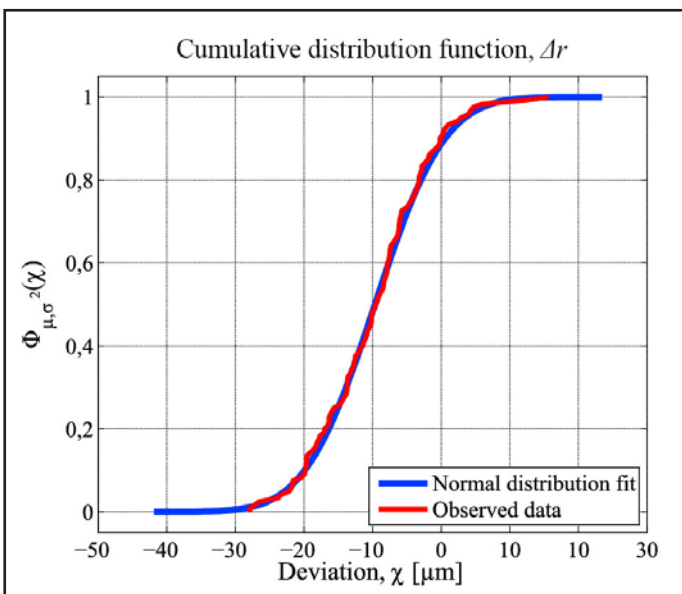


Figure 2 CDF: plot, radial deviation of inserts.

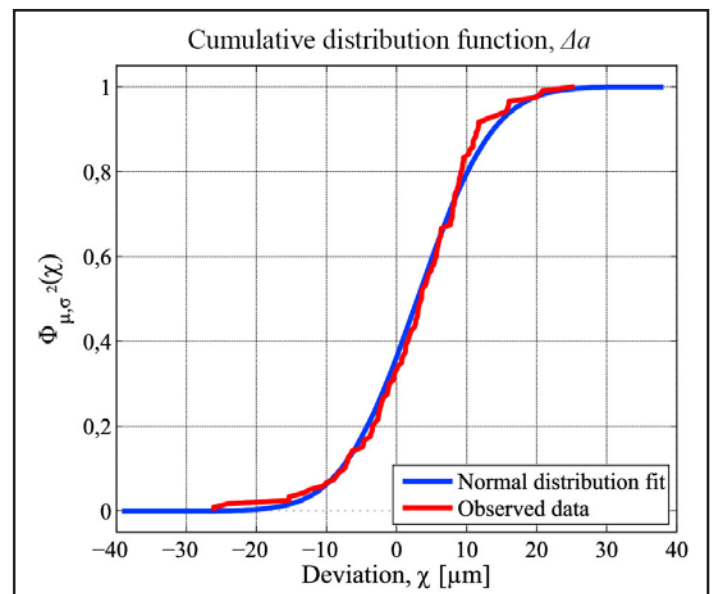


Figure 3 CDF: plot, axial deviation of inserts.

### Simulation of the Manufacturing Process

To isolate manufacturing errors that arise to only the prescribed positional errors of the tool inserts and to determine the impact of these errors on the manufactured gear tooth, a simulation model is used. With this model, developed by Vedmar (Ref. 7), the hobbled tooth surface topography is determined in three dimensions by using analytical, parametric, differentiable functions. By comparing the hobbled tooth surface with the ideal smooth gear tooth geometry, deviations from the manufacturing process can be analyzed.

To use this simulation tool to determine the manufacturing errors due to imperfections of the hob, hobs are generated by choosing the tolerance levels according to DIN 3698. It is assumed that the positional error of the inserts complies with normal distribution — i.e.,  $N(\mu, \sigma^2)$ . Hobs are now generated using probability density function  $N(0, T_i/1.96)$ , where  $T_i$  is the tolerance for the respective hob quality class. These hobs are then used as input to the simulation model to determine the expected gear

Table 2 Tolerance levels of a single-start hob with normal module $m_n=4-6.3$ mm				
	Hob class			
	AA	A	B	C
$f_{rk}$ [ $\mu\text{m}$ ]	20	32	63	125
$f_e$ [ $\mu\text{m}$ ]	6	10	20	40

Table 3 Gear tooth quality according to DIN 3962, for a gear with normal module $m_n=3.55-6$ mm and width $b=40-100$ mm (- not presented)									
Deviation [ $\mu\text{m}$ ]	Gear quality								
		5	6	7	8	9	10	11	12
	$f_{ga}$	-	-	10	14	20	32	50	80
	$f_{fa}$	7	10	14	20	28	45	71	125
	$f_{H\beta}$	-	10	14	20	28	45	71	110
$f_{fz}$	7	9	12	18	28	45	63	110	

tooth topography after manufacturing by these hobs. An example of the results from the simulation model is presented in Figure 4, showing gear teeth manufactured using a perfect hob and a hob of quality class B with grinding stock.

Using a hob allows manufacturing of gears with or without protuberance. In the case of protuberance, the gear tooth is manufactured with grinding stock. The remaining material in the involute region is to be removed in a subsequent refining process, such as grinding or skiving. The gear quality is determined after an eventual refining process, but the same types of measurements are also applied

just after hobbing to ensure controlled finished results. If the gear tooth is manufactured with protuberance, the gear tooth quality has no information if the amount of grinding stock accounts for the manufacturing errors. This will then not guarantee that the finished tooth surface is not impaired. In the simulation model this is, however, possible; this could give an indication of the necessary amount of protuberance needed for the specific hob class. The material removal rate is far greater in hobbing than in any refining process, so minimizing the grinding stock would lead to less time-consuming refining steps. As the main

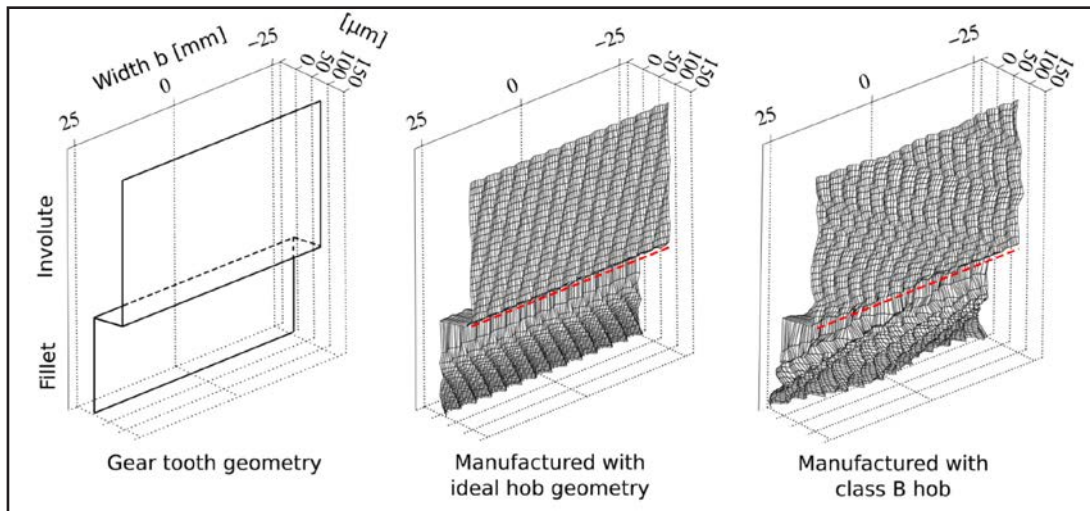


Figure 4 Hobbed gear tooth from simulation model manufactured by a hob with protuberance=0.1 mm.

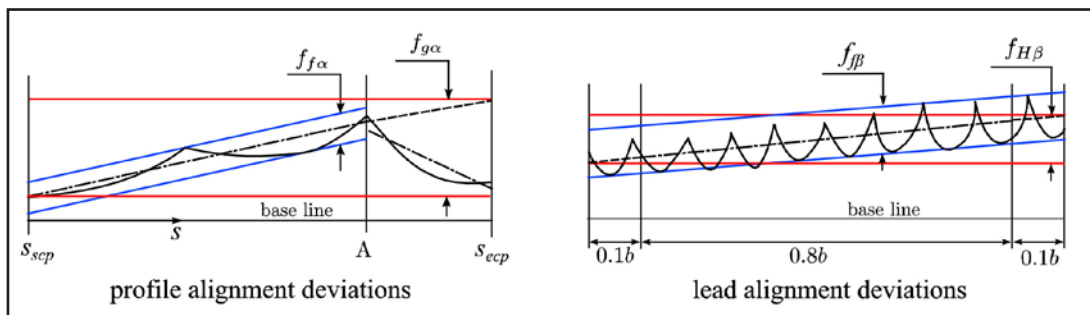


Figure 5 Inspection charts of manufactured gear tooth for the profile and the lead deviations.

objective is to find the correlation of the quality class between the hob and the gear tooth, measurements will be restricted to after hobbing and no considerations are taken to any finishing process.

After manufacturing, measurements of the gear tooth are drawn on inspection charts. These charts can be used to determine alignment and form deviations for both the profile and the lead. In the Volvo group standard (Ref. 11), these deviations are defined as  $f_{ga}$  for profile alignment and  $f_{fa}$  for profile form deviation;  $f_{H\beta}$  for lead alignment and  $f_{H\gamma}$  for lead form deviations.

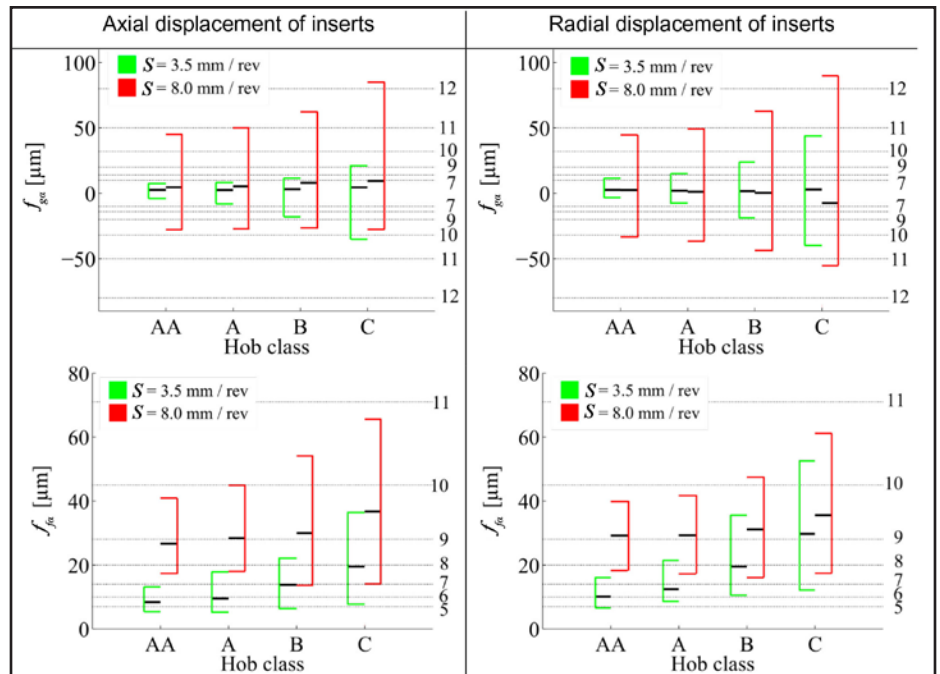
A stylus tracks the tooth surface at designated lines. For profile deviations the probe starts at  $s_{scp}$  (start control point), records tooth deviations and ends at  $s_{ecp}$  (end control point), where  $s = \sqrt{r^2 - r_b^2}$  and  $r_b$  is the base circle radius. This is normally performed in the middle of the face width.  $f_{ga}$  and  $f_{fa}$  are defined in Figure 5, where point A is specified tip relief. The lead deviations are measured of the whole face  $b$  at the line  $s = (s_{scp} + s_{ecp})/2$ . A mean line of first order least square is established within the evaluation area 0.8b. The mean line is then extrapolated over the whole width  $b$  and  $f_{H\beta}$  and  $f_{H\gamma}$  are defined (Fig. 5).

The quantitative measure of these tooth deviations quantifies the gear tooth quality by using DIN 3962-Part 1 (Ref. 12) and Part 2 (Ref. 13), depending on the normal module  $m_n$  and the face width  $b$  of the gear.

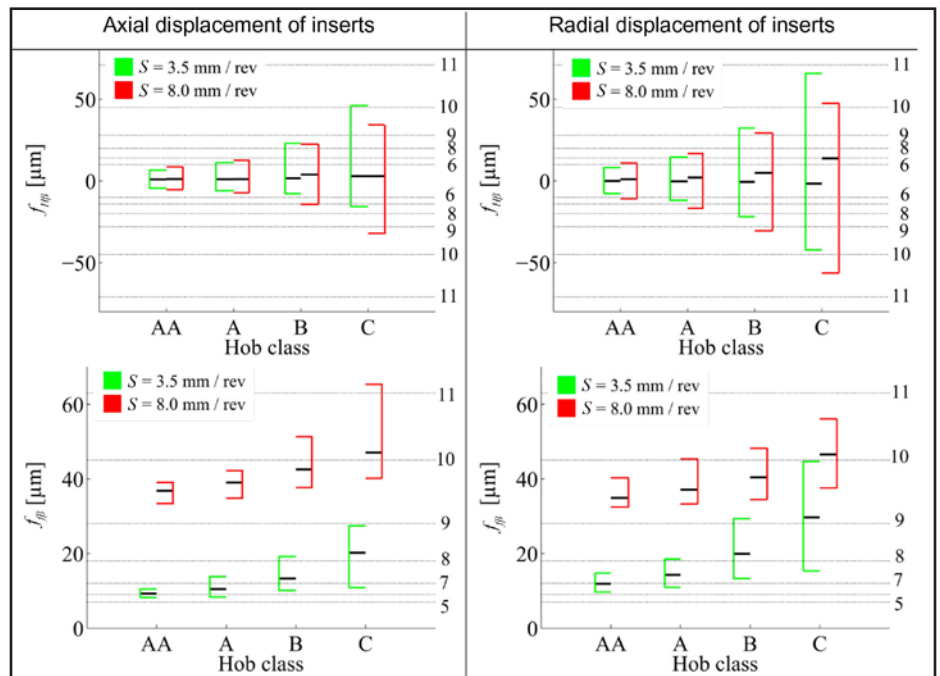
## Results

To determine the quality grade of the hob needed to manufacture gears within given tolerance, and what deviation of the inserts impacts the gear quality most, simulations are performed with different hob grades. For each hob grade, eight hobs are generated to manufacture one gear each; and for every gear four diametrically positioned gear teeth are control-measured using gear tooth deviation standards. This is performed for two feed rates; the more conventional feed rate  $S=3.5$  mm/rev for HSS hobs and the higher feed rate  $S=8.0$  mm/rev which hobs with carbide inserts are capable of.

In Figures 6 and 7 the profile and lead deviations are presented. These are separated to only axial deviations of inserts in the left column and only radial deviations of inserts in the right column. The



**Figure 6** Result from simulation where the profile deviations are plotted with varying hob classes. On the left ordinate, the gear tooth deviation, and on the right ordinate, the gear quality, is plotted.

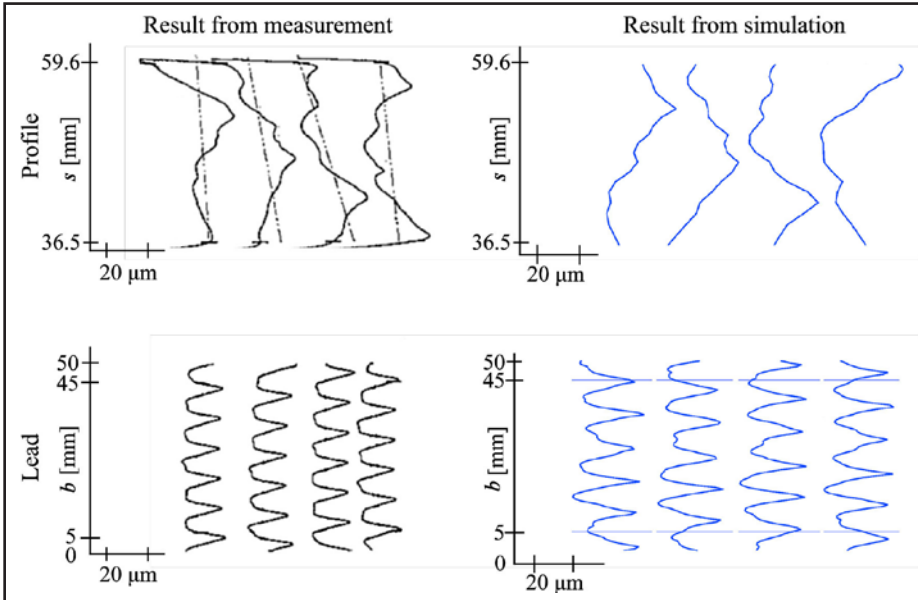


**Figure 7** Result from simulation where the lead deviations are plotted with varying hob classes. On the left ordinate, the gear tooth deviation, and on the right ordinate, the gear quality, is plotted.

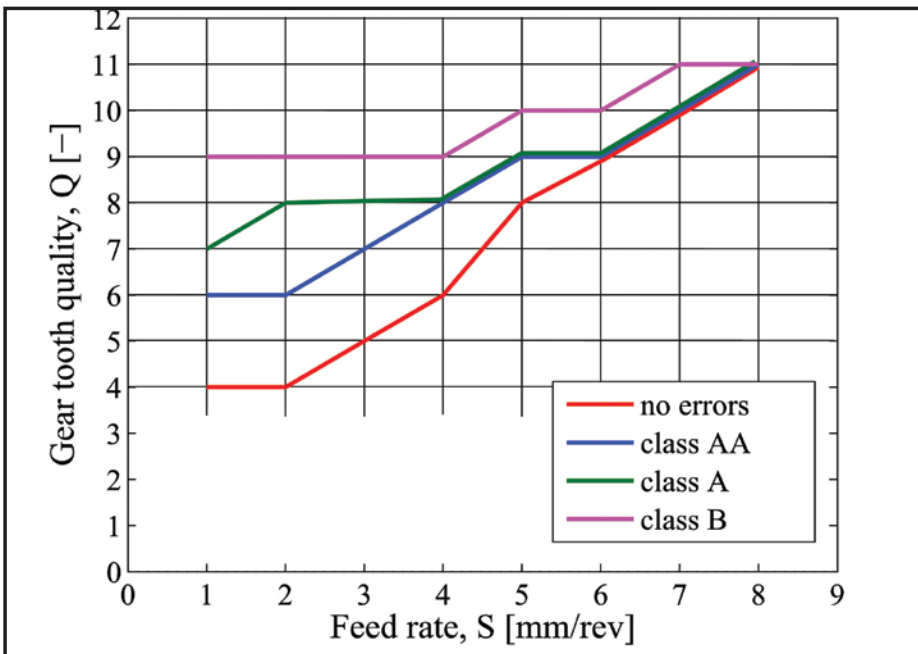
	Gear tooth quality classes achieved in simulations for different hob classes, presented for two feed rates; mean/maximum quality is considered							
	Hob class							
	AA		A		B		C	
	$\Delta a$	$\Delta r$	$\Delta a$	$\Delta r$	$\Delta a$	$\Delta r$	$\Delta a$	$\Delta r$
$S=3.5$ mm/rev	<7/7	7/8	7/8	8/9	8/9	9/10	9/11	10/11
$S=8.0$ mm/rev	10/11	10/11	10/11	10/11	10/12	10/12	11/>12	11/>12

**Table 5** The minimum amount of grinding stock needed for each hob class for the feed rates considered

	Amount of protuberance, $p$ [ $\mu\text{m}$ ]			
	AA	A	B	C
$S=3.5$ mm/rev	20	20	30	50
$S=8.0$ mm/rev	30	30	45	65



**Figure 8** Inspection chart over profile and lead for a gear; hobbed at the feed rate  $S=8.0$  mm/rev. On the left, results from industrial hobbing machine; and right, results from simulation are presented.



**Figure 9** Gear tooth quality vs. axial feed rate of hob for different hob classes.

**Table 6** Gear tooth deviations, results from experiments and simulations

	Tooth deviation, mean value of four diametrically positioned teeth.							
	$f_{ga}$ [ $\mu\text{m}$ ]		$f_{fb}$ [ $\mu\text{m}$ ]		$f_{H\beta}$ [ $\mu\text{m}$ ]		$f_{H\alpha}$ [ $\mu\text{m}$ ]	
	manu.	sim.	manu.	sim.	manu.	sim.	manu.	sim.
$S=8.0$ mm/rev	-15	7.3	31	26.2	1	2.7	21	38.3

positional error of the cutting edges, giving the different hob classes, complies with given distribution function, here  $N(\mu, \sigma^2)$ . The outcome from the simulation model will also yield a distribution. In these plots, 95% of the set of the tooth deviation are comprised by the colored bracket, and the mean value is presented by the black line. On the left ordinate in each plot, the measured quantity is presented and on the right ordinate the corresponding gear tooth quality according to DIN 3962 Part 1 and Part 2.

The gear tooth quality is determined by the maximum deviation:

$$Q_{max} = \max(Q(f_{ga,max}), Q(f_{fb,max}), Q(f_{H\beta,max}), Q(f_{H\alpha,max})) \quad (1)$$

For the gear geometry in this study (Table 1), the corresponding gear qualities for the resulting tooth deviations from simulations are given in Table 3.

Using the results in Figures 6 and 7, the gear quality according to Equation 1 is given in Table 4.

As earlier mentioned, the presented measurements do not consider if the amount of grinding stock is adequate to ensure that the involute region is not impaired after subsequent refining steps. This is, however, possible in the described simulation model. The amount of protuberance needed for each hob class in this example is given in Table 5. This means the gear in this study will be correct for all hob quality classes using a hob with protuberance  $p=0.1$  mm.

### Experimental Verification

To verify the results from the simulation model, they are compared with a gear manufactured using an industrial hobbing machine, i.e., a Liebherr LC 380. The hob used in this verification was control-measured, and the positional error of the inserts in the axial and in the radial direction was used as input to the simulation model. The gear manufactured — in both experiments and in simulation — was control-measured for alignment and form deviations, according to previous section. The results from these measurements are presented graphically (Fig. 8) and in measured quantity (Table 6).

The shape of the curves corresponds remarkably well for both profile and lead. There is, however, a systematic alignment

error present on all gear teeth for the profile. For the lead errors, the form error is overestimated in simulations compared to experiments.

## Conclusions and Discussions

In this paper it is shown that the gear tooth topography and the corresponding quality, manufactured by different hob quality classes, can be determined using a developed simulation model (Ref. 7). Here, errors in the cutting edge position are introduced, so that the cutting teeth deviate in the axial and the radial directions when compared to their nominal positions.

The results show very good agreement with experimental results (Fig 8.; Table 6). Conclusions that can be drawn are that radial deviations impair the gear tooth more than the axial deviation of the inserts. The effect is only slight and most noticeable for the low feed rate, more specific  $f_{g\omega}$ ,  $f_{H\beta}$  and  $f_{j\beta}$  in Figures 6 and 7.

For the low feed rate considered in this study, both the mean value and the dispersion of the alignment and the form errors differ significantly between hob classes. But for the higher feed rate, the gear tooth will be manufactured with same quality grade for the hob classes AA and A. The alignment and form errors will differ in small degree but are still classified in the same quality grade. An explanation is due to the higher feed rate. With increasing feed rate the distance between the feed marks will increase, resulting in larger gear tooth deviations and inferior gear tooth quality. However, the positional error of the inserts between the hob classes AA and A impair the gear tooth quality less than the feed rate. Even using a perfect hob, the expected gear tooth quality will not improve significantly. Figure 9 presents the result from the simulation model showing how the gear tooth quality is affected by the feed rate. At the lower feed rate, suitable for HSS hobs, there is a significant difference in gear quality achieved for the different hob classes. However, for the higher feed rate the gear quality converges resulting in the same quality gear tooth for an A, AA and a perfect hob.

The amount of grinding stock needed to account for manufacturing errors, such as tool errors and feed marks, may

be minimized if the expected gear tooth deviations can be controlled.

The gear tooth is manufactured with grinding stock by introducing protuberance to the tool. If the protuberance is minimized this will promote the finishing operations.

There are other parameters determining the quality of the gear in addition to those presented in this study. Here, only the form and the alignment deviations of the gear tooth are considered. In DIN 3962, there are also pitch error, concentricity, etc. that are not considered in the quality grading of the gears in this study. The simulations show good agreement with experimental results but additional deviations to the hob cutting teeth may be introduced for even better agreement, such as rotation of the inserts of the hob. This type of error is more probable to insertable hobs than conventional HSS hobs, and is not included in the hob standards. ⚙️

**Acknowledgement.** *This study has been performed as a part of the GEORGH research project, financed by SSF/ProViking. This research is carried out within the Sustainable Production Initiative (SPI). The tool and its specifications were provided by Sandvik Coromant AB and testing and measurements were conducted at Volvo Construction Equipment. The support is gratefully acknowledged by the authors.*

## References

1. DIN 3968: *Tolerances for Single Start Hobs for Involute Spur Gears*, 1960.
2. Enroy, R. *Gear Hobbing, Shaping and Shaving – A Guide to Cycle Time Estimating and Process Planning*, 1990, 1st Edition, SME–Society of Manufacturing Engineers.
3. Michalski, J. and L. Skoczylas. "Modelling the Tooth Flanks of Hobbed Gears in the CAD Environment," *Int'l. J. Adv. Manuf. Technol.* Vol. 36, pp 746-751, 2008.
4. Vasilis, D. V. Nectarios and A. Aristomenis. "Advanced Computer Aided Design Simulation of Gear Hobbing by Means of Three-Dimensional Kinematics Modelling," *ASME Journal of Manufacturing Science and Engineering*, Vol. 129, pp911-918, 2007.
5. Chiu, H., Y. Umezaki and Y. Ariura. "An Improvement of the Tooth Profile Accuracy of a Hobbed Gear by Adjusting the Hob Eccentricity," *JSME International Journal*, Vol. 32 No. 1, pp. 131–135, 1989.
6. Svahn, M., L. Vedmar and C. Andersson. "Tooth Deviations of an Involute Helical Gear Manufactured in a Simulated Hobbing Process with Introduced Errors," *1st International Conference on Virtual Machining Process Technology*, 2012.

7. Vedmar, L. "A Parametric Analysis of the Gear Surface Roughness after Hobbing," *ASME Journal of Mechanical Design*, Vol. 132, pp. 111004–1–111004–8, 2010.
8. Kalos, H. Malvin. *Monte Carlo Methods*, 2009, 2nd Edition, Wiley-VCH.
9. VDI/VDE 2606: *Measurement of Gearing Tools; Measuring of Hobs*, pp. 1–46, 2010.
10. Goch, G. "Gear Metrology," *CIRP Annals – Manufacturing Technology*, Vol. 52, Issue 2, pp. 659–695, 2003.
11. Volvo Group Standard, STD 5082, 81: *Deviations and Inspection Methods for Cylindrical Gears with Involute Gear Teeth*, pp. 1–23, 2007.
12. DIN 3962: *Tolerances for Cylindrical Gear Teeth – Part 1*, 1978.
13. DIN 3962: *Tolerances for Cylindrical Gear Teeth – Part 2*, 1978.



**Carin Andersson** is an Associate Professor at the Division of Production and Materials in the Department of Mechanical Engineering, Lund University, Sweden.



**Mattias Svahn** is a Ph.D student at the Division of Machine Elements in the Department of Mechanical Engineering, Lund University, Sweden.



**Lars Vedmar** is an Associate Professor at the Division of Machine Elements in the Department of Mechanical Engineering, Lund University, Sweden.



# Loaded Behavior of Gears Made of Fiber-Reinforced PA6

J. Cathelin, J.-P. de Vaujany, M. Guingand and L. Chazeau

This paper presents an original method for computing the loaded mechanical behavior of fiber-reinforced polymer gears. Although thermoplastic gears are unsuitable for application transmitting high torque, adding fibers can significantly increase their performance. The particular case of polyamide 6+30% glass fibers is studied in this paper.

## Introduction

The LaMCoS laboratory (*Ed's Note: a joint research laboratory of the French National Institute of Applied Sciences and National Centre for Scientific Research*) has developed several numerical models to predict essential results such as load sharing, tooth root stress, contact pressure and transmission error for different types of gears made with elastic or visco-elastic materials. These include, for example, cylindrical gears (Ref. 1); face gears (Ref. 2); spiral bevel gears (Ref. 3); pinion racks (Ref. 4); and worm gears (Ref. 5). To determine load sharing, LaMCoS uses an approach that focuses on solving the displacement/compatibility equation. The influence coefficients method (Ref. 6) is also used and the contact and volume effects are separated; this method is much less time consuming.

Polymer gears are being used in increasing applications due to their low material and manufacturing costs. They also present some advantages unmatched by steel gears in that they can be used without lubricant, their meshing is quieter, and they are lighter. However, they have poor heat resistance and are limited to rotation transmission. In order to improve polymer gear performance, glass fiber is being increasingly used where their lower cost and higher

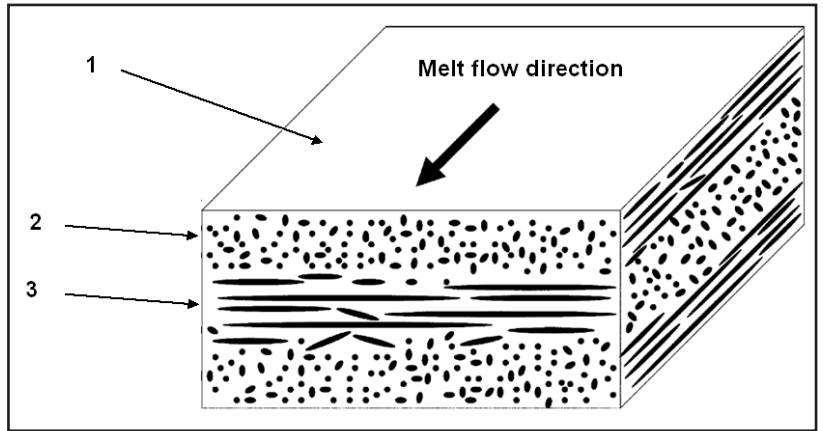


Figure 1 Fiber orientation in a unidirectional flow (Ref. 10).

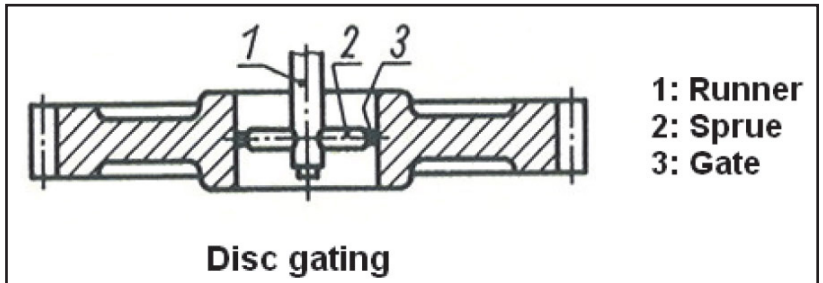


Figure 2 Gating location (Ref. 11).

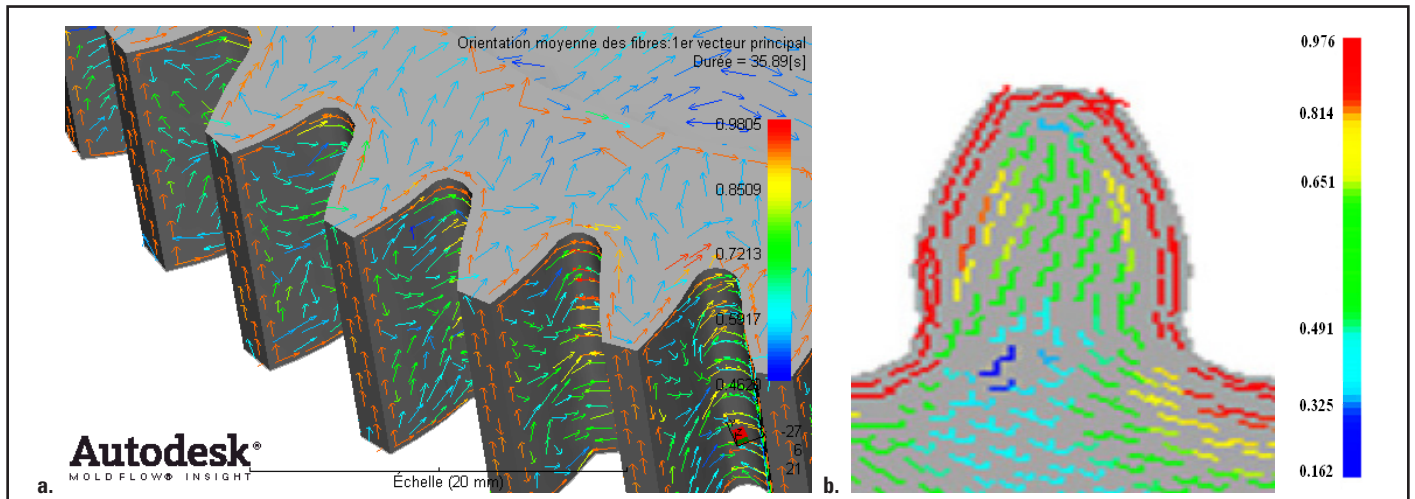


Figure 3 Shell fiber orientation (a); and core orientation fiber in teeth (b).

This paper was first presented at the 2013 VDI International Conference on Gears, Technical University of Munich, Garching, Germany, and is reprinted here with VDI permission



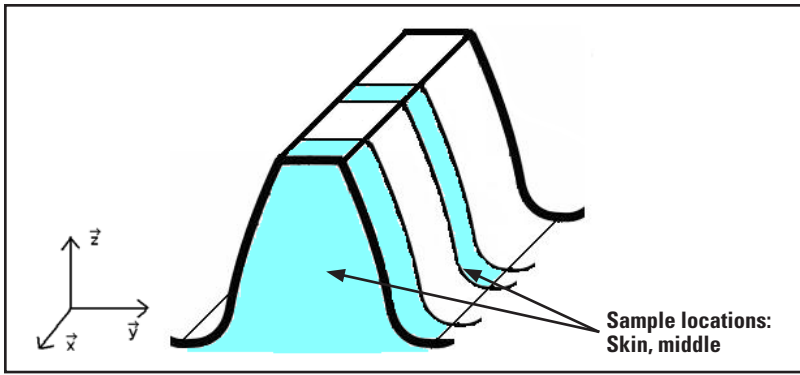


Figure 4 Sample location on teeth.

strength, when compared to unreinforced polyamide, offer a potential increase in gear performance (Ref. 7).

More recently, Hiltcher et al (Ref. 5) developed a quasi-static load-sharing model in the case of a polyamide 66 wheel-and-steel worm. Based on this model Letzelter et al (Ref. 8) developed a quasi-static, load-sharing model in the case of polyamide 66-machined spur gears, taking into account visco-elastic properties and temperature dependence. But unlike the work by Letzelter (Ref. 8) and Hiltcher (Ref. 5), in this paper the gears were molded and the material is anisotropic due to the addition of the glass fibers. Thus this study is limited to the linear domain of the material and it is assumed that the tooth is relaxed for each rotation.

Numerical examples are presented to show the load-sharing and transmission error, depending on the fiber orientation model as well as the elastic and viscous displacement contribution.

### Fiber-Orientation in a Molded Gear

**Generally concerned fiber orientation.** The fiber orientation and distribution in an injection-molded component is dependent on component geometry, molding conditions (gating, temperature, pressure and holding time), matrix material, polymer viscosity and fiber type (aspect ratio, density and volume fraction) (Ref. 9).

The shear forces are dominant in the shell structure orientation. In the shell area, high shear forces tend to align fibers along the melt flow direction. However, in the middle of the core region, shear forces are annulled and so the fiber orientation is situated in the transverse flow direction. Figure 1 shows the schematic of reinforced, glass fiber orientation in a unidirectional flow.

**Molding conditions.** In this study a disc gating solution (Fig. 2) is used that has the best filling and fiber orientation regularity (Ref. 11).

The cavity geometry, molding conditions and cooling conditions are obtained thanks to commercial molding process simulation software.

**Fiber orientation.** Fiber orientation simulations were conducted and compared to tomographical, experimental observations. The polymer used is the same in the simulation and for tomographical observations. Figure 3 shows fiber orientation on shell (a) and fiber orientation in the core zone (b). The anisotropy parameter corresponds to the first tensor order and varies between 0 and 1. Number 1 indicates the perfect alignment of the fibers parallel to the reference direction, and 0 is the case of perfect perpendicular alignment with the reference direction.

A quantitative examination has been carried out using tomographic microscopy machines. Sample locations are described in Figure 4; observations are presented in Figure 5.




Figure 5 Disc gating gear:  $Z=41$ ;  $m=3$ .

A comparison between quantitative, simulated fiber orientation prediction and the qualitative, tomography observations reveals similar trends — i.e., three main fiber organization areas are defined: one on the tooth flank, one in the core zone of the teeth, and the last in the root area (Fig. 6).

**Mechanical Modeling of Polyamide 6+30% GF**

The mechanical behavior of polyamide is viscoelastic in that it depends on loading duration or, in other words, on the history of displacement and temperature. Humidity is another factor to be taken into account in the specific case of polyamide 6.

In order to simulate the wide relaxation time spectrum of polyamide, a generalized Kelvin model is used (Ref. 12) (Fig. 7).

In order to compute the load-sharing, knowledge of the temporal displacement of polyamide 6 material is necessary. The total strain of the generalized Kelvin model is computed in Equation 2. This requires the use of an incremental scheme

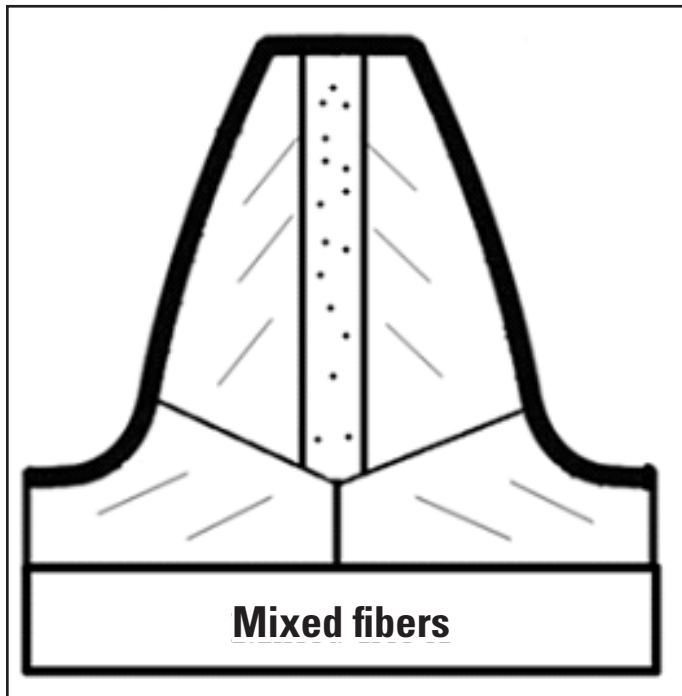


Figure 6 Fiber distribution outline.

based on differential Equation 1; the relationship of Equation 1 can be written in each block of the model:

$$\sigma(t) = -\frac{1}{\Delta J_i} \epsilon^i(t) + \frac{\tau_i}{\Delta J_i} \epsilon^i(t) \tag{1}$$

$\tau_i$  is the retardation time;  $i$  the index of the block in the generalized Kelvin model; and  $n$  is the number of blocks in the model. (2)

$$\epsilon(t) = \sigma(t) \sum_{i=0}^n \Delta J_i \left( \frac{\Delta t}{\Delta t + \tau_i} \right) + \sum_{i=0}^n \epsilon^i(t-dt) \left( \frac{\tau_i}{\Delta t + \tau_i} \right)$$

With the relationship of Equation 2, the viscoelastic displacement  $u(t)$  is then deduced (Eq. 3): (3)

$$u(t) = l \cdot \sigma(t) \sum_{i=0}^n \Delta J_i \left( \frac{dt}{dt + \tau_i} \right) + \sum_{i=0}^n u^i(t-dt) \left( \frac{\tau_i}{dt + \tau_i} \right)$$

$l$  is the length of the polyamide 6 specimen (small displacement assumption).

The relationship in Equation 3 is thus used to solve the load-sharing problem. But before doing so, it is necessary to determine the viscoelastic properties  $\Delta J_i$  and  $\tau_i$ .

**Results and Viscoelasticity Modeling**

Using polymer material, the time-temperature superposition principle can be applied. With this principle and the spectrometer tests — also known as DMA (dynamic mechanical analysis) — it is possible to build, at a given reference temperature, the storage compliance curve  $J'(\omega, T_{ref})$  or the loss compliance curve  $J''(\omega, T_{ref})$ , over a very wide frequency range. This curve, known as the “master curve,” is obtained from the shift of experimental DMA curves obtained at different temperatures.

In order to determine the distribution of the retardation time  $\tau_i$ , the numerical Master Curves  $J'(i\omega, T_{ref})$  is necessary. It is determined by fitting the Master Curve with a phenomenological model. To do so, the biparabolic model (Eq. 4) developed by Decroix et al. is used (Ref. 13). (4)

$$J^*(i\omega, T_{ref}) = \frac{1 + \delta(i\omega\tau)^{-x} + (i\omega\tau)^{-x}}{\frac{1}{J_u} - \frac{1}{J_r}} + \frac{1}{J_r}$$

To obtain the time spectrum, a discretization by pulsation step of the numerical Master Curve of storage compliance  $J'_i(i\omega, T_{ref})$  is needed. In this study, 25 elements of Kelvin Voigt in the Kelvin-

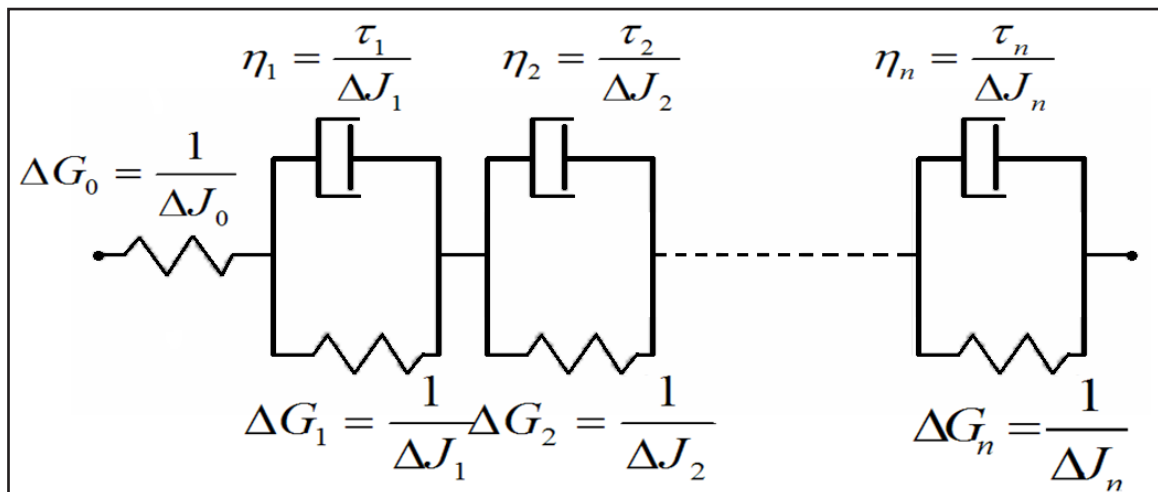


Figure 7 Generalized Kelvin model.

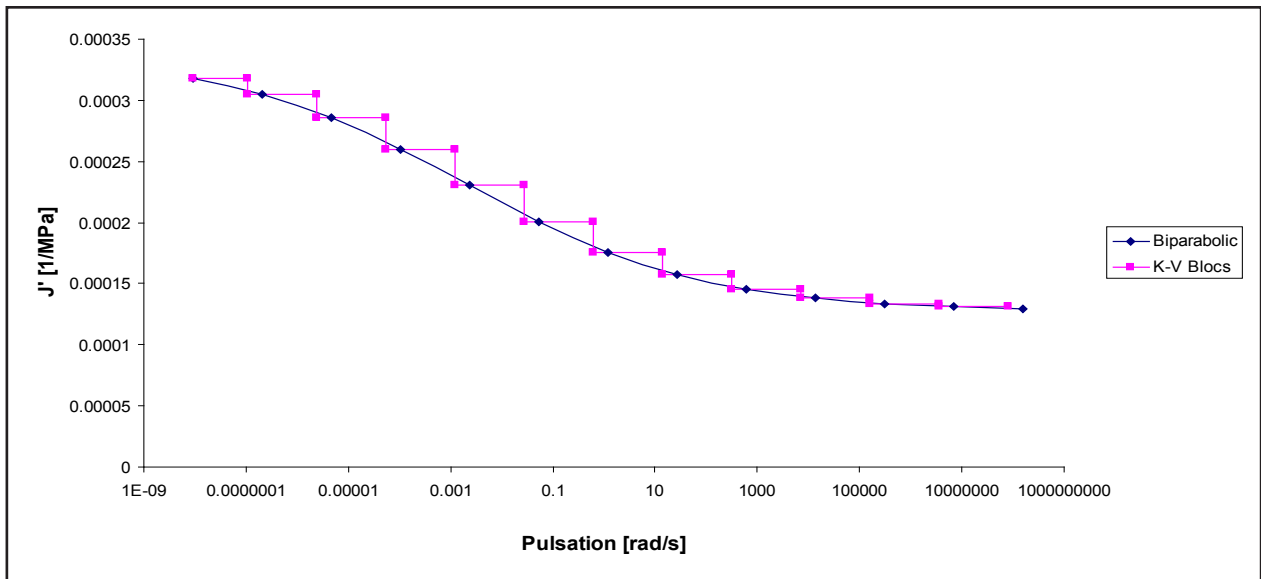


Figure 8 Discretization of the master curve.

generalized model are necessary to take into account a large relaxation time spectrum of the polyamide 6. The distribution of retardation time  $\tau_i(T_{ref})$  is deduced from pulsation  $\omega_i$  at the maximum of  $J''_i(i\omega, T_{ref})$ ; i.e. — in the middle of the frequency segment. The retardation times are deduced with the relationship shown in Equation 5. Figure 8 shows a Master Curve built at the glass transition temperature of 60°C, with fiber parallel to the sollicitation direction.

$$\tau_i = \frac{1}{\omega_i} \quad (5)$$

Shift factors  $a_{T_{ref}}(T)$  — obtained via the time-temperature superposition principle — enable deducing the retardation time spectrum at temperature  $T$ , from the retardation time spectrum obtained at  $T_{ref}$  as follows:

$$\tau_i(T) = \tau_i(T_{ref}) \cdot a_{T_{ref}}(T) \quad (6)$$

Humidity influences the evolution of viscoelastic properties. Letzelter et al (Ref. 8) assumed that humidity has a similar effect as the temperature on the retardation time spectrum. Within this assumption, a relationship (Eq. 6) can be modified to integrate the relative humidity:

$$\tau_i(T, RH) = \tau_i(T_{ref}, Dry) \cdot a_{T_{ref}, dry}(T) \cdot b_{T_{ref}}(RH) \quad (7)$$

The linear viscoelastic properties of polymers can be deduced from spectrometer test DMA.

### Load-Sharing Model

The numerical model is based on the procedure developed at LaMCoS. Instantaneous quasi-static studies are computed for steel and polyamide 66 gears (Fig. 9). This procedure is divided into three principal steps. Initially, tooth geometry is obtained with tooth corrections adapted to molded gears; the second step consists of an unloaded kinematics simulation to determine the potential contact zones, while the third step achieves the computation of load sharing between all teeth in contact. This third step integrates the viscoelastic

displacement and the loading history in the case of PA6 + 30% GF material. The method yields some results, such as instantaneous pressure distribution, transmission error, load sharing, etc.

For polymer gears it is necessary to know the displacement history of gear and pinion. Consequently, the meshing developed for the polymer gears covers the entire tooth surface. The displacements of pinion and gear are saved for each kinematics position and injected into the next one in order to account for the material relaxation.

**The equation of compatibility of displacement.** The load-sharing problem consists of solving the equations of displacement compatibility (Eq. 8) while balancing the driving torque (Eq. 9).

$$p(M_k) \cdot e(M_k) = p(M_k) \cdot (\delta(M_k) + u(M_k) - \alpha) = 0 \quad (8)$$

$$C_{moteur} = \sum_{k=0}^K (p_k \cdot s_k \cdot n_k \wedge M_k)$$

$K$  is the number of nodes of the meshing;

$P(M_k)$  is the contact pressure at point  $M_k$

$e(M_k)$  is the gap between the profiles of the gear and pinion at point  $M_k$  after loading

$\delta(M_k)$  is the gap between the profiles of the gear and pinion at point  $M_k$  before loading

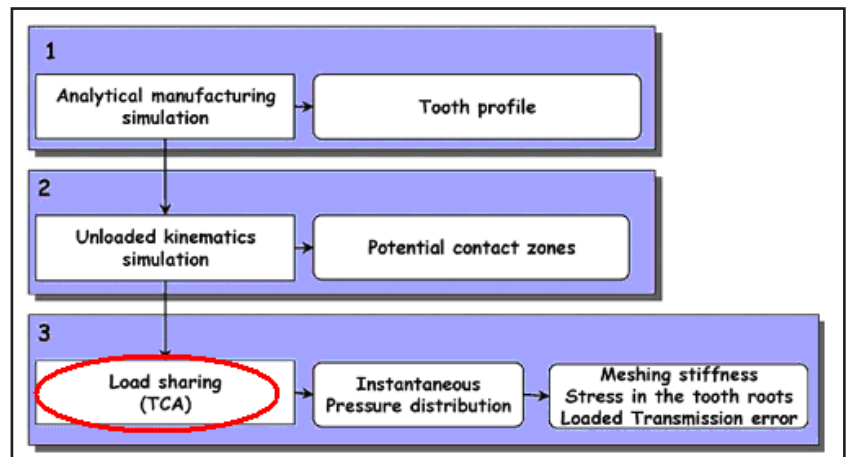


Figure 9 Computing process.

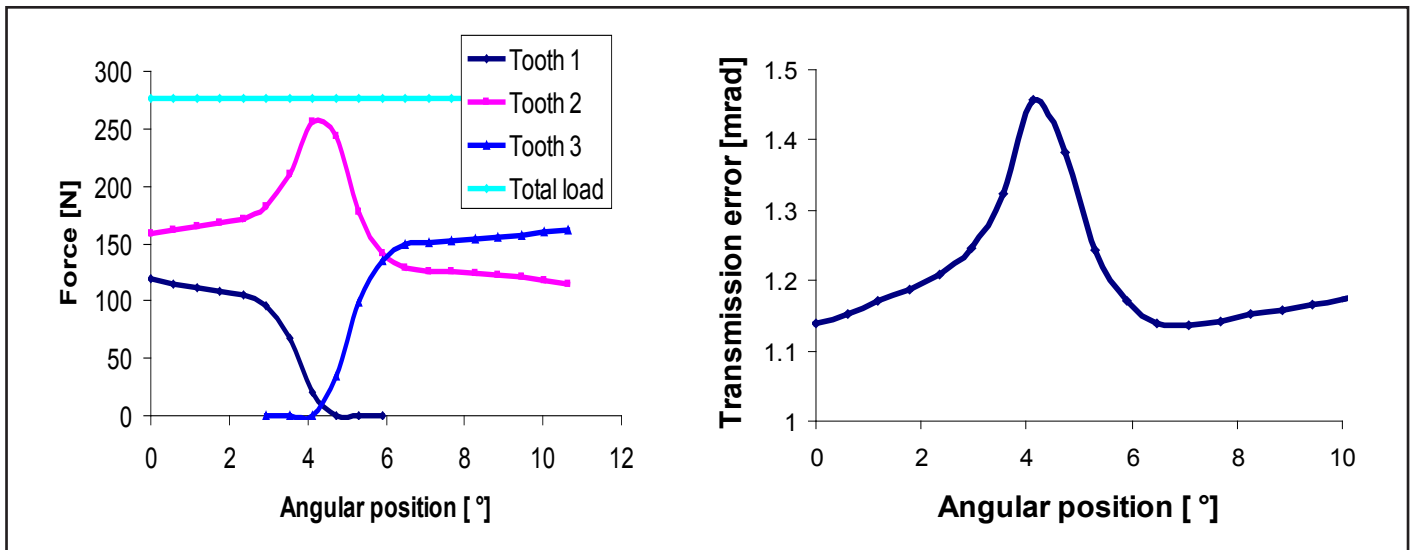


Figure 10 Load-sharing model (a); transmission error at 25°C, 50% of relative humidity, 300 rpm and 15 Nm (b).

$u(M_k)$  is the displacement at point  $M_k$  and  $\alpha$  is the global body adjustment

**The influence coefficient.** In order to solve the load-sharing problem, it is necessary to compute the displacement  $u_k$  depending on pressure  $p_k$ . It is possible to write the relationship (Eq. 10) between the displacement and the pressure with the method of the influence coefficients  $C_{kj}$ . There are two types of influence coefficients — the geometrical bulk influence coefficients  $C_{kj}^V$  obtained with a standard finite element method, and the contact influence coefficients  $C_{kj}^S$  computed with the Boussinesq theory.

$$u_k = \sum_{j=1}^K C_{kj} p_j \text{ with } C_{kj} = C_{kj}^V + C_{kj}^S \quad (10)$$

With the polymer gears the surface geometrical influence coefficients are not linked with the material's compliance; they are defined by the relationship found in Equation 11:

$$C_{kj}^S + J_{mat} C_{kj}^{*S} \quad (11)$$

The geometrical bulk influence coefficient method is obtained in the case of an elastic material. They are computed on gear geometry where the fiber orientation is taken into account in each section (Fig. 6); they are defined by the relationship found in Equation 12:

$$C_{kj}^V + J_{mat} C_{kj}^{*V} \quad (12)$$

**The viscoelastic displacement on meshing.** In order to determine the nodes displacement in the meshing, the displacement  $u_k(t)$  is determined (Eq. 12) by the link between the relationships found in Equations 3, 10, 11 and 12.

$$u_k(t) = \sum_{i=0}^n u_k^i(t) \quad (13)$$

$$u_k^i(t) = \sum_{j=0}^K \left[ C_{kj}^{*V} p_j(t) \Delta J_i^V \left( \frac{\Delta t}{\tau_i + \Delta t} \right) + C_{kj}^{*S} p_j(t) \Delta J_i^S \left( \frac{\Delta t}{\tau_i + \Delta t} \right) \right] u_k^i(t-dt) \left( \frac{\tau_i}{\tau_i + \Delta t} \right) \quad (14)$$

$\Delta J_i^V$  represents the bulk storage compliance of polyamide 6 matrix behavior for each block.  $\Delta J_i^S$  represents the surface storage compliance of polyamide 6 behavior for each block.

Moreover,  $\Delta J_i^S$  acknowledges the presence of fibers perpendicular to the solicitation direction.

$\tau_i$  remains the same for the surface and bulk material, with the assumption that fiber doesn't affect the viscoelastic behavior of the polyamide 6 matrix. Indeed,  $\tau_i$  can be adapted to the surface and bulk temperature by the link between the relationship of Equation 7 and the thermal behavior equations proposed by VDI 2736 (Ref. 14).

## Numerical Results

**Generality.** The gear data of the studied gears are shown in the Table 1.

Table 1 Gear data		
	Pinion	Gear
Module (mm)	3	3
Pressure angle (°)	20	20
Number of teeth	32	41
Tooth width (mm)	20	20

Figure 10 (a) shows the load-sharing simulated; Figure 10 (b) shows the transmission error simulated for polymer gears during the meshing of one tooth at 25°C and 50% relative humidity, 300 rpm, and 20 Nm. Figure 10 (a) shows a correct shape for the simulated load-sharing. Tooth -1 is unloaded and Tooth 1 is loaded gradually. Tooth 0 — i.e., the central tooth — remains constant. The sum of three forces is equal to a constant force created by the driving torque.

**Fiber orientation influence.** Three different fiber organization models were used:

- **Case 1: Homogeneous model:**

Halpin Kardo mixture (Eq. 15) is used to describe the fiber influence (Ref. 15):

$$E_{3D} = 0.184 \times E_{//} + 0.816 \times E_{\perp} \quad (15)$$

- **Case 2: Unidirectional model:**

3D stiffness matrix is used for each material section represented in Figure 6.

- **Case 3: Anisotropic model closed to the tomographical and simulation observations.**

These three models are implemented on standard finite element software in order to obtain the influence coefficients  $C_{kj}^V$ .

A review of the results reveals that the tooth root stress and contact pressure were minimally impacted by the three models; differences remained under 3%.

Regarding the contact pressures, the material models remain the same at the surface in all three cases. Fibers are always perpendicular to the solicitation direction. This similarity results in equal contact displacements and contact pressure.

Regarding the tooth root stress, this is explained by a low load-sharing change among the different cases.

Table 2 represents the transmission error amplitude in (mrad) where Model 3 is considered the reference.

Differences between the three models did not exceed 8%; the greatest difference between the three models corresponds to the cases where the tooth bending is the most important at 20N-m and 100°C.

**Tooth bending displacements.** Displacements are observed at the highest contact line. They correspond to the wheel and pinion bending displacement in the case of a tip circle contact of the pinion. Corresponding gear data is found in Table 1; measured displacements take into account the bulk and contact displacements. Also, for both of them the elastic, viscous, and historic origins of displacements are measured. Figure 11 represents the total displacement of pinion and gear at the highest contact point—dependent upon torque and temperature at different rotation speed levels. Total displacements are strongly impacted by temperature and torque, whereas rotation speed has minimal influence.

**Bulk and contact displacements.** Bulk and contact displacements are distinguished in the displacement equation (Eq. 14) that allows for a separate evaluation of their value. Figure 12 represents the bulk displacements (%) compared to the total displacement at the highest contact line and at different rotation speeds from 10 – 1,000 rpm. It can be noticed that contact displacement plus surface displacement correspond to 100% total displacements.

A look at Figure 12 shows that the bulk displacements are dominant and strongly influenced by the temperature where they represent 85% of the total displacements at 120°C, whereas they represent 65% at 40°C.

**Influence of the history of displacements.** It is assumed that the tooth is relaxed for one gear rotation. However, the history of displacement due to load just before the tooth arrives in the contact area (2 pitch taken into account) between each quasi-static position is addressed accordingly. An investigation of the influence of history displacement dependent upon temperature, torque and rotation speed has been completed. Displacements are observed at the highest contact line. Results are presented in Figure 13 and the gear data correspond to that found in Table 1.

The history of the displacement is mainly impacted by temperature; at the glass temperature transition and 10 rpm, the history of the displacement represents 18% of total displacement.

Displacements reach their highest value at the glass temperature. It is apparent that

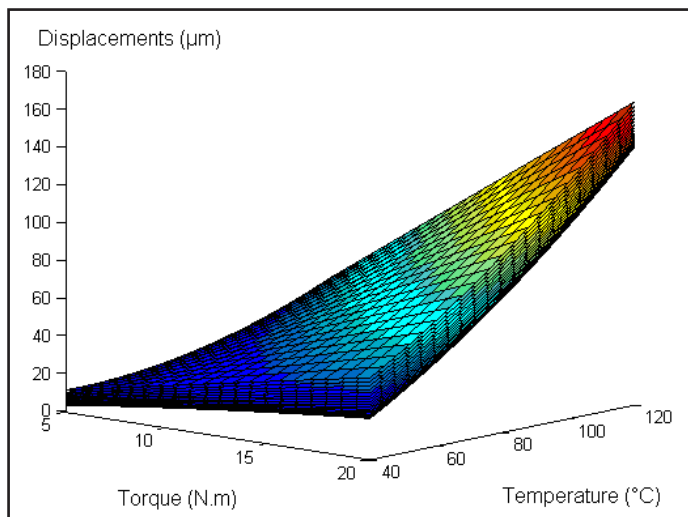


Figure 11 Total tooth displacements at the highest contact point at different rotation speed levels (10–1,000 rpm),  $R_h=0\%$ .

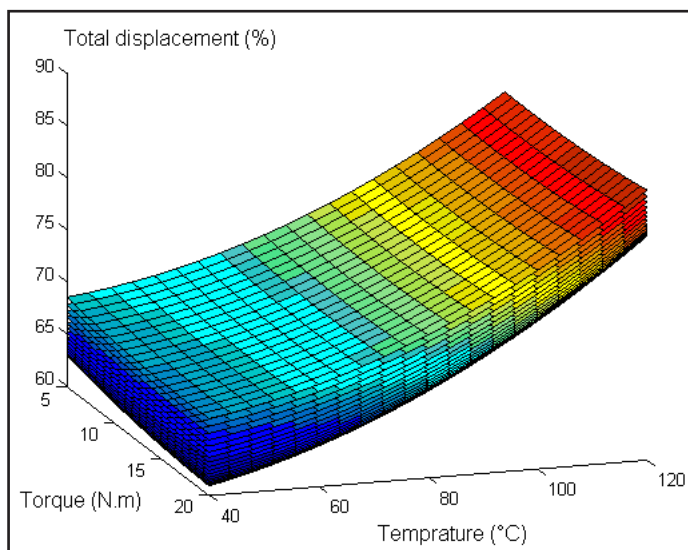
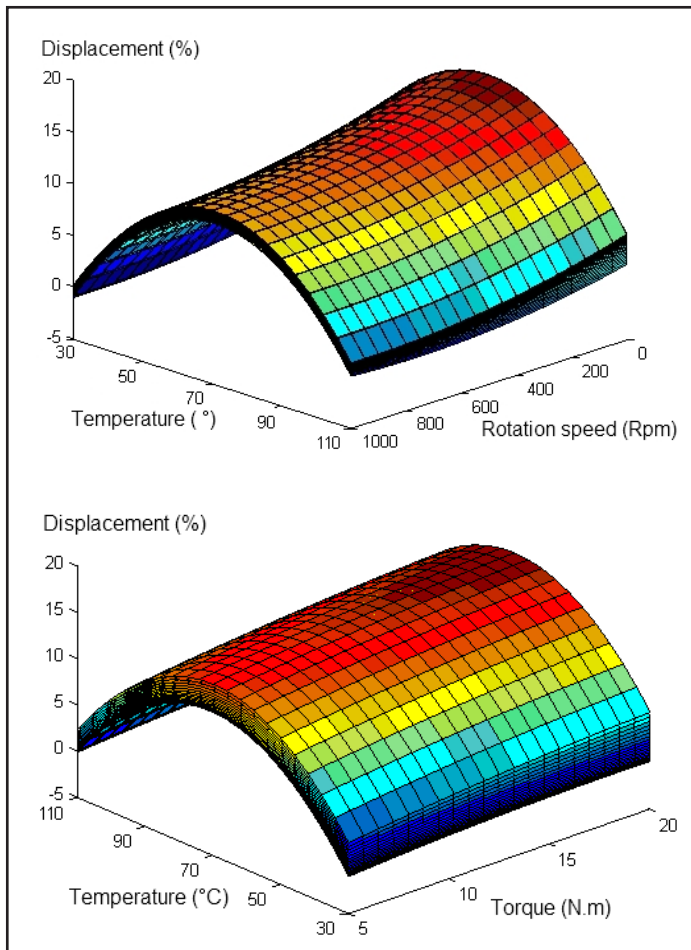


Figure 12 Bulk displacements (%) of the total displacement at the highest contact regarding the bulk displacements at different rotation speed level (10–1,000 rpm),  $R_h=0\%$ .



Table 2 Transmission error depending on temperature, torque and model						
	T=0°C		T=60°C		T=100°C	
Model 1	0.125	7.4%	0.142	7.2%	0.274	0.7%
Model 2	0.132	2.2%	0.150	1.9%	0.272	1.5%
Model 3	0.135		0.153		0.276	
Model 1	0.285	2.4%	0.286	0.7%	0.233	6.8%
Model 2	0.288	1.3%	0.280	1.4%	0.221	1.3%
Model 3	0.292		0.284		0.218	
Model 1	0.304	3.7%	0.278	7.7%	0.206	8.1%
Model 2	0.288	1.7%	0.253	1.9%	0.230	2.6%
Model 3	0.293		0.258		0.224	



**Figure 13** Historic displacements (%) of total displacement (a) depending on temperature and rotation speed at different torque levels (0–20 N.m.); (b) function of temperature and torque at different rotation speed levels (10–1,000 rpm),  $R_h=0\%$ .

at low rotation speed (Fig. 13 (a)) the history of displacement impact is more significant, which is attributed to the longer loading time.

### Conclusion

This study presents a fast and efficient method to predict the mechanical behavior of polyamide 6 + 30% GF spur gears meshing. The visco-elastic properties are simulated with the generalized Kelvin model. This model takes into account speed, temperature, humidity and fiber orientation. With the viscoelastic displacement and the method-of-influence coefficients calculated over the entire surface of the tooth, it is possible to solve the load-sharing problem.

The computation time is reasonable — i.e., 40 min for 17 quasi-static kinematics positions. Also, this model allows simulation of the fiber amount and orientation influence. Unidirectional models — compared to homogeneous versions and based on a rule of mixture and realistic fiber orientation models — reveal a difference of less than 8% regarding the transmission error amplitude and less than 3% regarding contact pressure and tooth root stresses. The calculated results confirmed that the variation of temperature, humidity and rotation speed can have a considerable influence on the history of displacement, and so they must be taken into account in any model devoted to plastic gears. ⚙️

### References

1. Guingand, M., J.P. De Vaujany and Y. Icard. “Fast, 3D Quasi-static Analysis of Helical Gears Using the Finite Prism Method,” *Journal of Mech. Des.*, ASME, 2004, 6 (126), pp. 1082–8.
2. Guingand, M., J.P. De Vaujany and Y. Icard. “Analysis and Optimization of the Loaded Meshing of Face Gears,” *Journal of Mech. Des.*, ASME, 2005, 1(127), pp. 135–43.
3. De Vaujany, J. P., M. Guingand, D. Remond and Y. Icard. “Numerical and Experimental Study of the Loaded Transmission Error of a Spiral Bevel Gear,” *Journal of Mech. Des.*, ASME, 2007, 2 (129), pp. 129–35.
4. Guingand, M. and J.P. De Vaujany. “Geometry, Kinematics and Load-Sharing of Pinion Rack Gear with Variable Ratio,” JSME International Conference on Motion and Power Transmissions, 2009, pp. 13–15.
5. Hiltcher, Y. M. Guingand and J.P. De Vaujany. “Load-Sharing of a Worm Gear with a Plastic Wheel,” *Journal of Mech. Des.*, ASME 2007, 1(129), pp. 23–30.
6. Teixeira Alves, J., M. Guingand and J.P. De Vaujany. “Set of Functions for the Calculation of Bending Displacements for Spiral Bevel Gear Teeth” *Mechanism and Machine Theory*, Volume 45, 2010, pp. 349–363.
7. Senthilvelan, S. and R. Gnanamoorthy. “Effect of Rotational Speed on the Performance of a Unreinforced and Glass Fiber-Reinforced Nylon 6 Spur Gear,” *Materials and Design*, Vol.28, 2007, pp. 765-772.
8. Letzelter, E., J.P. De Vaujany, L. Chazeau and M. Guingand. “Quasi-static Load-Sharing Model in the Case of Nylon 6/6 Cylindrical Gears,” *Materials and Design*, Volume 30, 2009, pp. 4360-4368.
9. Beaumont, J.P., R. Nagel and R. Sherman. *Successful Injection Molding Process — Design and Simulation*, Hanser Publishers, Munich, 2002.
10. Senthilvelan, S. and R. Gnanamoorthy. “Influence of Reinforcement on Composite Gear Metrology,” *Mechanism and Machine Theory*, Volume 43, 2008, pp. 1198-1209.
11. Erhard, G. and E. Strickle. *Maschinenelemente aus Thermoplastischen Kunststoffen*, VDI Verlag, 1976.
12. Ferry, J.D. *Viscoelastic Properties of Polymers*, 3rd Ed., New York, John Wiley, 1980.
13. Decroix, J. Y., A. Piloiz, A. Douillard, J.F. May and G. Valet. “Mathematical Model for Viscoelastic Behavior of Poly- $\alpha$ -olefins; Application to Polyolefin Blends and to Hexane-1- Propene Copolymers,” *Eur Polym Journal*, 1975, 11, pp. 625–30.
14. VDI 2736 Blatt 2, Thermoplastische Zahnräder, Stirnradgetriebe Tragfähigkeitsberechnung, 2013.
15. Halpin, J.C. and J.L. Kardos. “The Halpin-Tsai Equations: A Review,” *Polymer Engineering and Science*, Volume 16, 1976, pp. 344-352.

**Julien Cathelin**, University of Lyon, INSA Lyon, LaMCoS UMR



**Jean-Pierre de Vaujany**, University of Lyon, INSA Lyon, LaMCoS UMR



**Michele Guingand**, University of Lyon, INSA Lyon, LaMCoS UMR



**Laurent Chazeau**, University of Lyon, INSA Lyon, MATEIS UMR



# Isn't It Time You Got Your Wings? Join Our Team.

We're looking for a few good men and women. Manufacturing Process Engineers that are fine with fine pitch, tight with extremely tight tolerances, and comfortable in the rarified air of aircraft gear production. You'll apply your knowledge of product design, materials, fabrication, metallurgy and heat treat to help ensure that our defense and aerospace gear development and production missions go as planned.

You can stay where you are, feet firmly on the ground – or reach new career heights with Forest City Gear. Visit [www.forestcitygear.com](http://www.forestcitygear.com). Send resumes to: [kyoung@forestcitygear.com](mailto:kyoung@forestcitygear.com).



11715 Main Street, Roscoe, IL 61073  
815-623-2168



## *Other Openings*

- *Gear Department Supervisor*
- *1st & 2nd Shift Machining Supervisor*
- *Gear Hobbing, Shaping & Grinding Machinists*

# Innovative Induction Hardening Process with Pre-heating for Improved Fatigue Performance of Gear Component

Dr. Zhichao (Charlie) Li

Contact fatigue and bending fatigue are two main failure modes of steel gears, while surface pitting and spalling are two common contact fatigue failures—caused by alternating subsurface shear stresses from the contact load between two gear mates. And when a gear is in service under cyclic load, concentrated bending stresses exist at the root fillet—the main driver of bending fatigue failures. Induction hardening is becoming an increasingly popular response to these problems, due to its process consistency, reduced energy consumption, clean environment and improved product quality—but not without issues of its own (irregular residual stresses and bending fatigue). Thus a new approach is proposed here that flexibly controls the magnitude of residual stress in the regions of root fillet and tooth flank by pre-heating prior to induction hardening. Using an external spur gear made of AISI 4340 as an example, this new concept/process is demonstrated using finite element modeling and *DANTE* commercial software.

## Introduction

Residual stresses embedded inside a hardened gear are critical to its fatigue performance. There are two main failure modes for gear components: contact fatigue and bending fatigue. In service, one pair of gears transfer torque load through the contact of two teeth. High shear stresses co-exist with high hydrostatic pressure under the contact surface. Depending on the load magnitude and the gear size, the depth of the highest shear stress point varies. To improve the contact fatigue life, the hardened case depth needs to be deeper than the highest shear stress point. Compressive residual stresses located inside the hardened case benefit the contact fatigue performance (Ref. 1). The bending fatigue failures are commonly found at root fillet location where tooth flank and root meet. Under the contact load between two gears, the root fillet experiences cyclic stresses, which is the driver of bending fatigue failure. Compressive residual stresses from heat treatment or other surface processing can significantly improve the bending fatigue performance (Ref. 2).

Induction hardening is more environmentally friendly than conventional furnace heating and liquid quenching. It also provides flexibility in control of case depth, residual stresses, and part distortion. Due to these advantages, the induction hardening process is becoming more popular to harden steel gears.

During induction heating, the energy to heat the part is generated inside the part by eddy currents in response to the imposed alternating magnetic field. The energy distribution in the part is directly related to the distance between the inductor and the part, the frequency and power of the inductor. Lower frequency and lower power heat the part deeper over longer time period. Higher frequency and higher power heat a shallower layer over shorter time period. The temperature distribution in the part is a combined result of induction heating and thermal conduction. During induction hardening of steel components, both thermal gradient and phase transformations simultaneously contribute to the evolution of internal stresses and shape change. Recent developments in heat treatment modeling technologies make it possible to understand the material's responses during heat treatment processes, such as how the internal stresses and distortion are generated. *DANTE* is a commercial heat treatment software based on the finite element method (Refs. 3-5) that was designed to model the responses of steel parts during heat treatment processes. The material's responses include phase transformations, deformation, residual stresses, hardness, etc. Typical heat treatment process steps include austenitization, carburization, quench hardening, and tempering. Phase transformation kinetics and mechanical properties are required for modeling

the heat treatment processes (Refs. 6, 7). *DANTE* has a validated database for most common low- and medium-alloy carbon steel grades that have been used successfully in the past to model induction hardening processes (Refs. 8, 9). With the help of computer modeling engineers with *DANTE* software have discovered that residual compression at the root fillet of a gear can be enhanced by applying pre-heating prior to induction hardening. The pre-heating process can be implemented either by furnace or induction heating. In this paper, this process is demonstrated by computer modeling, using an AISI 4340 spur gear example.

## Phase Transformation Kinetics

Phase transformations are involved in most heat treatment processes of steel components. During heating, initial phases transform to austenite, and carbides dissolve while being held at the austenitization temperature. During cooling or quenching steps, austenite transforms to ferrite, pearlite, bainite, or martensite, depending on the cooling rate and hardenability of the steel grade. At different heat treatment stages, or at different regions in a part, the material can be composed of different phases and the volume fractions of individual phases are functions of chemical composition and thermal history. To model the heat treatment process of steel components, accurate descriptions of material properties



and process information are required. The basic material property data includes phase transformation kinetics, and thermal and mechanical properties of individual phases.

Phase transformations during quenching are classified as diffusive and martensitic transformations. The diffusive transformation is time- and temperature-driven, and the martensitic transformation is mainly temperature-driven. The two types of phase transformation models used in DANTE are described in Equations 1 and 2.

$$\frac{d\phi_d}{dt} = v_d(T) \phi_d^{\alpha_1} (1 - \phi_d)^{\beta_1} \phi_a \quad (1)$$

$$\frac{d\phi_m}{dT} = v_m (1 - \phi_m)^{\alpha_2} (\phi_m + \varphi \phi_d)^{\beta_2} \phi_a \quad (2)$$

where

$\phi_d$  is the volume fractions of individual diffusive phase and martensite transformed from austenite

$v_d$  is a transformation mobility and is a function of temperature

$\alpha_1, \beta_1$  (superscripts) are constants of diffusive transformation

$\phi_a$  is the volume fraction of austenite

$\phi_m$  is the volume fractions of individual diffusive phase and martensite transformed from austenite

$v_m$  is a transformation mobility and is a constant

$\alpha_2, \beta_2$  (superscripts) are constants of martensitic transformation

$\varphi$  is a constant of martensitic transformation

For each individual phase formation, one set of transformation kinetics parameters is required.

Different experiments can be used to characterize phase transformations, such as a dilatometry test, Jominy end-quench test, metallographic characterization, etc. Among these experiments, the dilatometry test is preferred due to its accuracy and economic advantage, as well for yielding more useful data (Ref. 7). Figure 1a is a strain curve of a martensitic phase transformation dilatometry test for AISI 4340. The X-axis is temperature in Celsius, and the Y-axis is strain from the combined effects of thermal shrinkage and phase transformations. During this specific cooling test the cooling rate of the sample is fast enough to avoid diffusive phase formations. During cooling, the dilatometry sample shrinks with the temperature dropping. When the sample

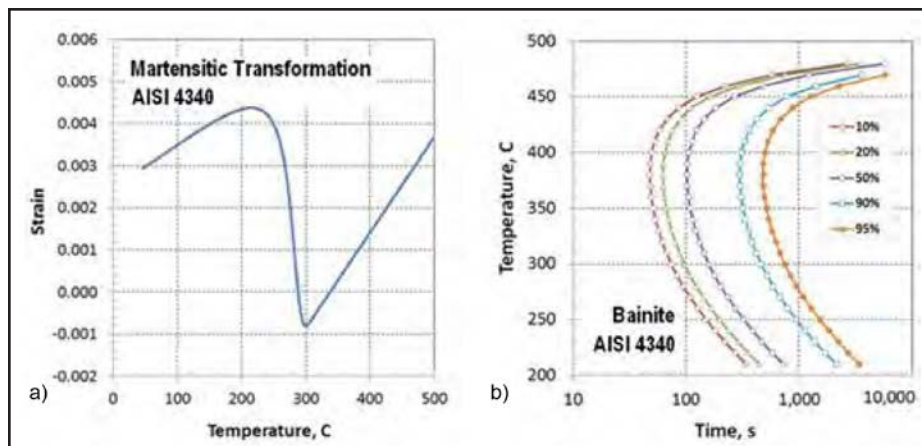


Figure 1 Dilatometry strain curve during continuous cooling (a); bainitic TTT diagram of AISI 4340 generated from DANTE database (b).

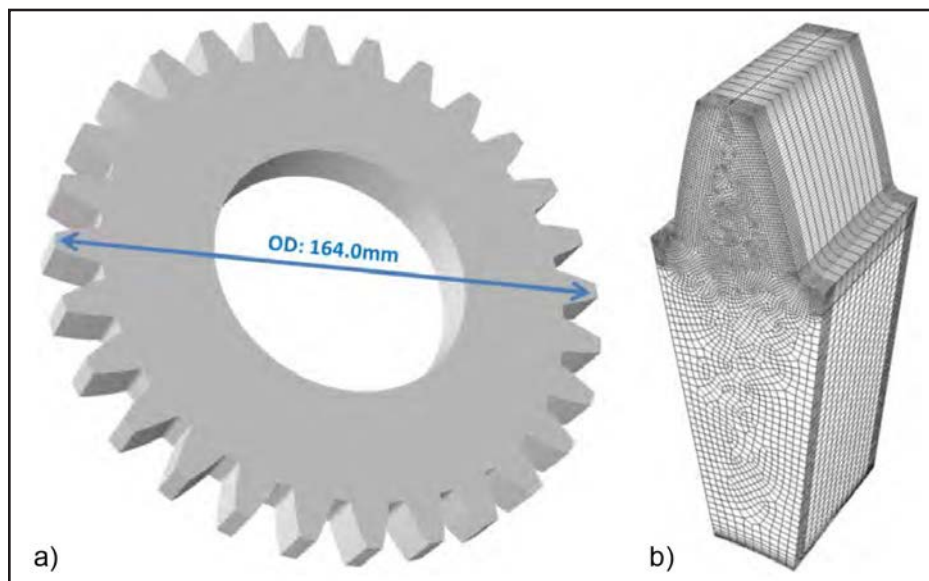


Figure 2 CAD model of the spur gear (a); single-tooth FEA model (b).

reaches the martensitic transformation starting temperature ( $M_s$ ), martensitic transformation starts with volume expansion. The strain change during transformation is a combination of thermal strain and phase transformation volume change. The data obtained from this specific dilatometry test include coefficient of thermal expansion (CTE) for austenite and martensite, martensitic transformation starting and finishing temperature ( $M_s$ ,  $M_f$ ), transformation strain, and phase transformation kinetics (transformation rate)—from austenite to martensite. These data are critical to the accuracy of modeling the internal stresses and deformation during quenching.

Diffusive transformations can also be characterized by dilatometry tests. In general, a series of dilatometry tests with different cooling rates are required to fit a full set of model parameters for diffusive

and martensitic phase transformations. Once the phase transformation kinetics parameters are fit from dilatometry tests, TTT/CCT diagrams can be generated for users to review. TTT/CCT diagrams are not directly used by DANTE models of phase transformation kinetics, but they are often useful because they directly represent the hardenability. Figure 1b is the bainitic, isothermal transformation diagram (TTT) created from the DANTE database. The incubation times for ferritic and pearlitic transformations are much longer than that of the bainitic transformation for this steel, and therefore will not be discussed in this paper.

## Descriptions of Gear Model and Heat Treatment Process

A spur gear (Fig. 2a) is selected to study the effect of pre-heating temperature on residual stresses. The outer diameter of

this gear is 164.0 mm; the inner diameter 75.7 mm; and the thickness 15 mm. This gear has a total of 28 teeth. With the assumption that all teeth behave the same during the whole heat treatment process, a single-tooth model with cyclic boundary condition is used to represent the entire gear. The finite element meshing of the single-tooth model is shown in Figure 2b, with 106,850 nodes and 98,784 linear hexagonal elements. Fine elements are

used in the part surface to catch the thermal and stress gradients.

Instead of modeling the electromagnetic field, the power distribution generated by inductor is applied directly to drive the heat treatment model. The power distribution can either be predicted by electromagnetic modeling software, or be estimated based on the relations of inductor power, frequency, and part geometry; both methods have been successfully used in the past (Refs. 8, 9). In this

study the induction hardening process is simplified as two steps: 1) induction heating the gear teeth for 3.5 seconds, and 2) spray quench the gear to room temperature using a 6% polymer solution. There is no dwell-time between heating and spray quenching. The induction hardening process is also compared with traditional oil quench. Two oil quench processes are modeled: 1) furnace heating and oil quench of an AISI 4340 gear, and 2) furnace heating, carburization, and oil quench of an AISI 4320 gear. The carburization temperature is 900°C, held in 0.8% carbon potential atmosphere for 6 hours.

Six induction hardening processes are modeled. The first model has no pre-heating, and the other five models assume uniform pre-heating temperatures of 200°C, 250°C, 300°C, 350°C, and 400°C, individually. With pre-heating, the time duration and frequency of induction heating are kept the same, but the power of the inductor is reduced to avoid overheating the teeth. The powers of inductor are 80%,

75%, 70%, 65% and 60%, for pre-heating temperatures of 200°C, 250°C, 300°C, 350°C, and 400°C — relative to the inductor power without pre-heating. The temperature distributions at the end of the 3.5 s heating are shown in Figure 3 for all the six scenarios. The lower bounds of the legends in Figure 3 vary with pre-heating temperatures, and the upper bounds are the highest temperatures at the root. The temperature at root for the process without pre-heating is about 1,100°C, comparing to 1,050°C for all cases with pre-heating.

For all six induction hardening scenarios, the depths of hardened layer at the root are kept closely to 1.5 mm. However, the obtained martensite distributions at the tooth tip have a significant difference due to the pre-heating effect. With higher pre-heating temperature, more martensite is formed at the tooth tip. In general, a partially hardened tooth tip is preferred to reduce the possibility of brittle crack at the tooth tip edges (Fig. 4).

### Results and Discussions

In this study a global Cartesian coordinate system was used to calculate the stresses for all the heat treatment models. The origin of the global Cartesian coord-

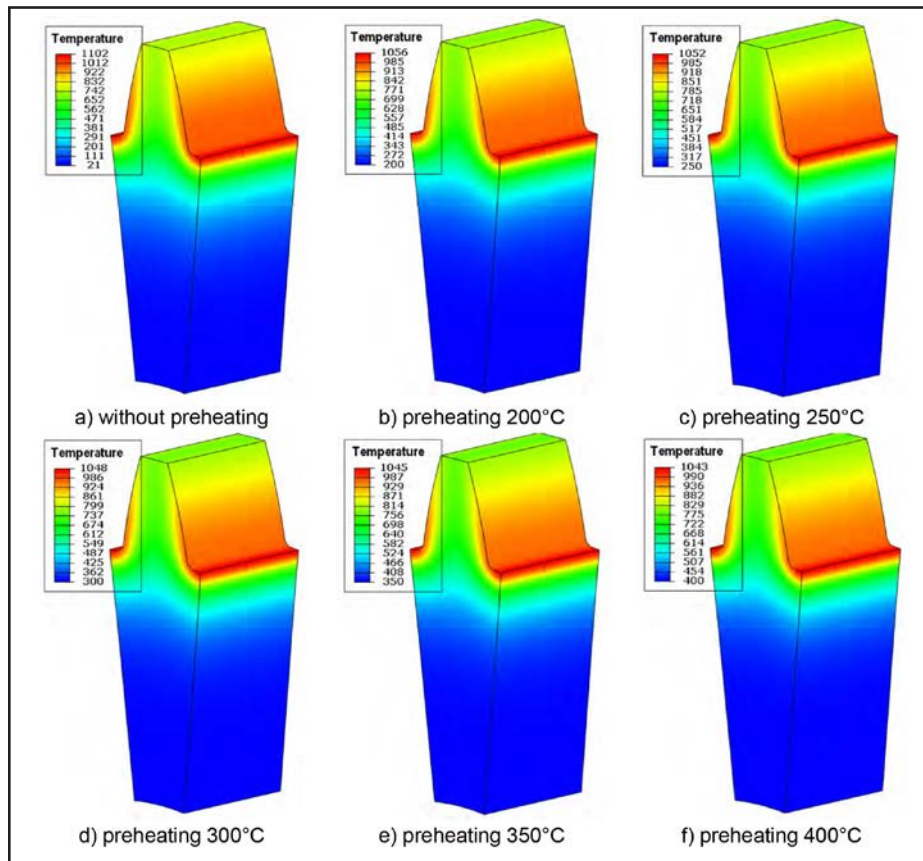


Figure 3 Contours of temperature distribution at the end of induction heating.

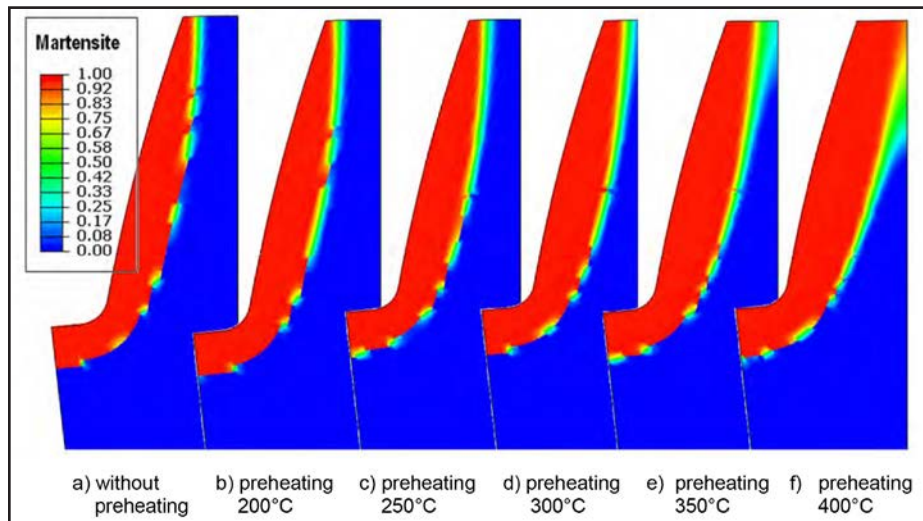
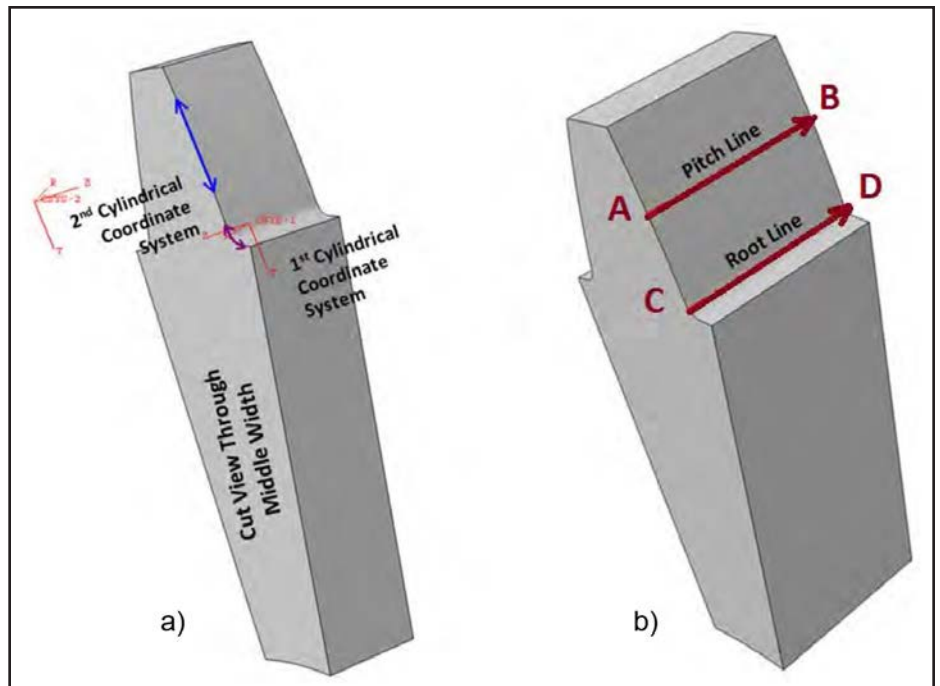


Figure 4 Contours of martensite distribution from various induction hardening scenarios.

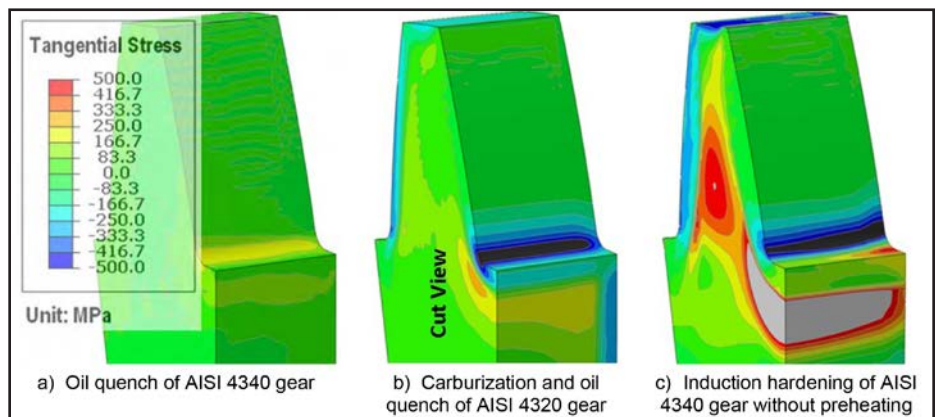
dinate system is located on the axis of the gear. Once the models are completed, two local cylindrical coordinate systems are created to post-process the tangential stresses at the tooth flank and root fillet regions (Fig. 5a). The tangential stresses at the root fillet are plotted using the first local cylindrical coordinate system, and the tangential stresses at the tooth flank are plotted using the second local cylindrical coordinate system. Figure 5b shows two highlighted lines representing the root fillet (CD) and pitch (AB), individually. Using the local cylindrical coordinate systems, stresses away from the root fillet or tooth flank are no longer tangential to the surface. Tangential, residual stresses predicted at the root fillet are used to evaluate the bending fatigue performance of the gear.

The tangential residual stresses at the root fillet are compared between induction hardening and traditional oil quench hardening processes. Oil quench of AISI 4340 creates a residual tension around 200 MPa at the root fillet (Fig. 6a). A combination of carburization and oil quench creates a residual compression around 580 MPa at the root fillet (Fig. 6b). The magnitude of the residual compression at the edge is to 350 MPa — or 230 MPa less than that at the middle width location. The effect of carburization on residual stresses has been reported in previous publications (Refs. 10, 11). The induction hardening process without pre-heating creates a residual compression about 500 MPa at the root fillet (Figure 6c). The case depth of induction hardening is deeper than that of carburization and oil quench. After induction hardening, the magnitude of tensile stress under the case is higher in order to balance the compression in the hardened case.

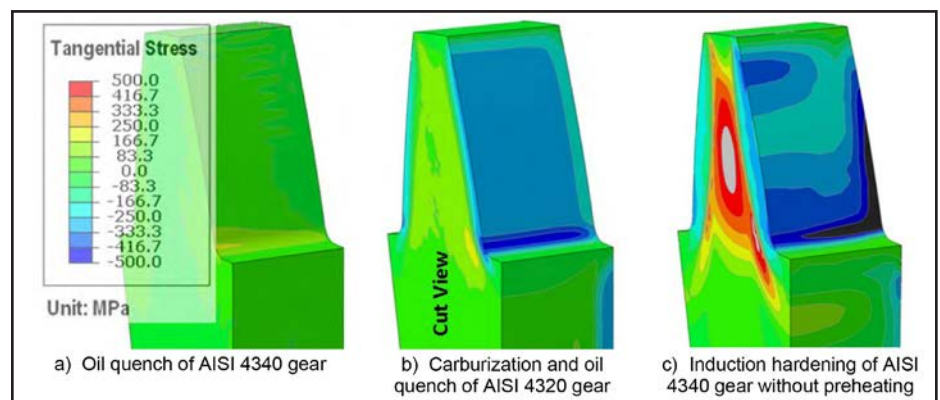
Residual stresses in the tangential direction at the tooth flank are shown (Fig. 7) for the same three hardening scenarios described in Figure 6. Slight tension is predicted for the oil quench of the AISI 4340 gear. A thin layer of compression is predicted for carburization and oil quench of the AISI 4320 gear. For the induction hardening process without pre-heating, the layer of compression is deeper and a higher magnitude of tensile stress is predicted under the case,



**Figure 5** Definitions of two local, cylindrical coordinate systems (a); pitch and root fillet lines selected for post-processing tangential residual stresses (b).



**Figure 6** Contours of tangential residual stress at root fillet using the first local, cylindrical coordinate system.



**Figure 7** Contours of tangential, residual stress at tooth flank.

comparing to the carburization and oil quench process.

The effect of the pre-heating temperature on tangential residual stresses at the root fillet is shown in Figure 8 by the three pre-heating temperatures of 200°C, 300°C, and 400°C. The magnitude of residual compression at the root fillet are 750 MPa, 900 MPa, and 1,000 MPa, respectively, for the three scenarios. Pre-heating prior to induction hardening can

effectively enhance the residual stresses at the root fillet. Relative to the traditional induction hardening without pre-heating, the increase of compression at the root fillet from a 200°C pre-heating temperature is 250 MPa, which is significant to the bending fatigue performance. With a higher pre-heating temperature, the effect can be more significant. However, care must be taken with the consideration of

residual stresses at other regions beyond just the root fillet.

The pre-heating temperature affects the residual stresses not only at the root fillet, but also at the tooth flank. The residual stresses in the tangential direction at the tooth flank are calculated using the second local cylindrical coordinate system, and the contours of residual stresses are shown in Figure 9 for the three pre-heating temperatures of 200°C, 300°C, and 400°C. By increasing the pre-heating temperature from 200°C to 400°C, the magnitude of surface compression decreases. Surface tension is predicted with a 400°C pre-heating temperature. With higher pre-heating temperature, less power is required to austenitize the gear tooth during heating. The thermal gradient from the surface to the core is lower during both heating and quenching processes, which is the main reason for less compression obtained at the tooth flank.

The residual stresses in the tangential direction along the pitch line AB and the root fillet line CD in Figure 5b are plotted in Figures 10a and 10b for all the hardening processes. The X-axis is the distance from one face of the gear (point A or C) in the axial direction. The Y-axis is the tangential stresses along the two lines calculated using the two local cylindrical coordinate systems. By increasing the pre-heating temperature, the residual compression at the root fillet is enhanced, but the residual compression at the tooth flank is damaged when the pre-heating temperature is over 300°C. Depending on the load condition and failure mode in service, the pre-heating temperature can be optimized to balance the residual compression at both root fillet or tooth flank for improved fatigue performance.

Quench hardening is a high material's nonlinear process due to phase transformations. Distortion is inevitable, but accurate prediction of distortion using modeling helps the process optimization to minimize distortion. The predicted radial distortions for all eight hardening scenarios are shown in Figure 11. The contours shown are the radial distortion relative to the dimension prior to heat treatment. Also, Figures 11a-f represent the distortions caused by induction hardening, and Figures 11g and h are from oil quench. Pre-heating prior to

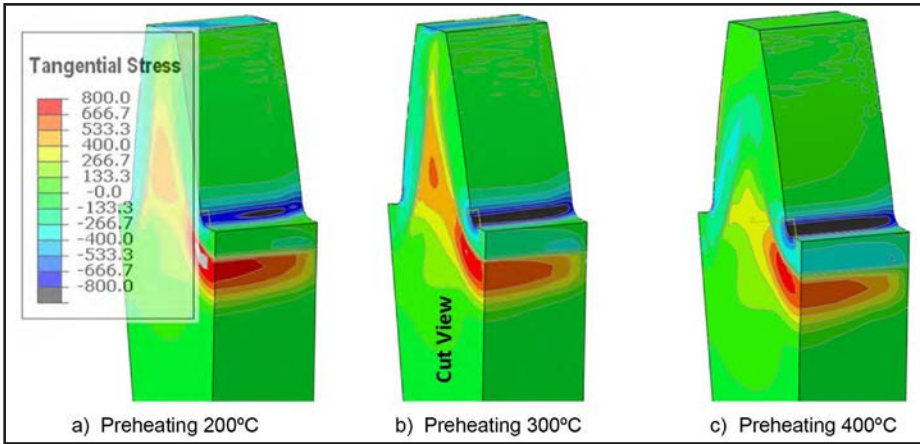


Figure 8 Contours of tangential, residual stress at root fillet.

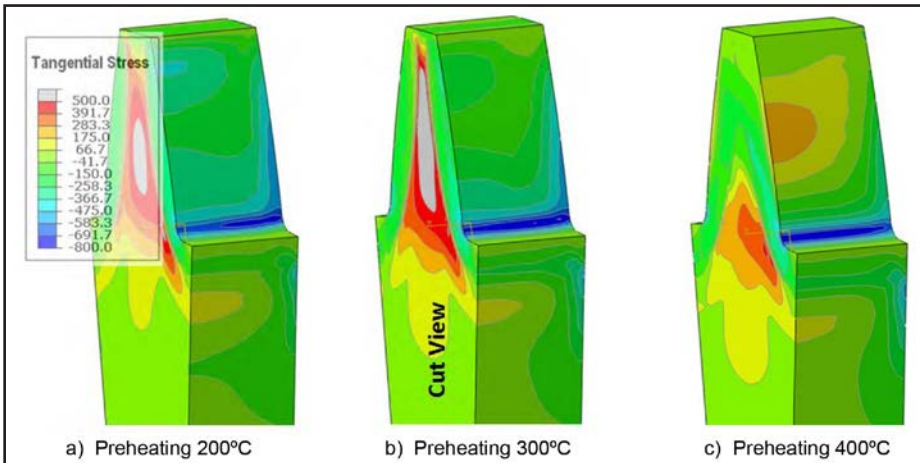


Figure 9 Contours of tangential, residual stress at tooth flank.

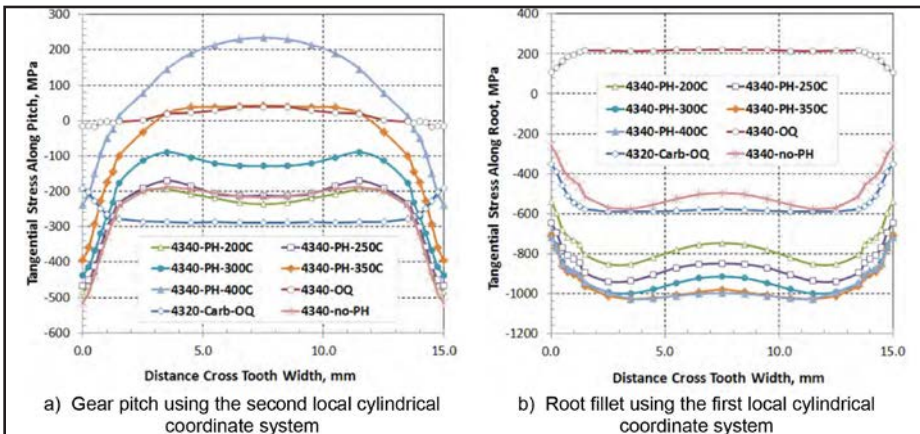


Figure 10 Comparison of tangential, residual stress from various heat treatment scenarios.

induction hardening can have a significant effect on the distortion—especially when the whole tooth or a large region of the tooth is hardened rather than merely a shallow surface layer—which is shown in Figure 11f with a 400°C pre-heating temperature scenario. The same legend is used to plot the contours of radial distortion caused by the induction hardening processes, so the color of the contour represents the magnitude of distortion from Figures 11a–11f. A higher pre-heating temperature tends to generate higher distortion, which is mainly due to the more regional phase transformation in the tooth. Significant radial shrinkages are predicted for both oil quench scenarios. Different legends are used for the two oil quench scenarios. In this study the oil quench processes create larger distortion relative to the induction hardening processes.

During quenching, time and temperature are the two main drivers of phase transformations. Both thermal gradient and volume change caused by phase transformations contribute to the evolution of stresses. As shown in Figure 12a, one straight line MN is selected to demonstrate the relationship among temperature, phase transformation and stresses. The line MN is located at the middle width of the gear, with point M right on the surface and point N at a depth of 3 mm. The line MN is normal to the tangent of the root fillet. The induction hardening process with 250°C pre-heating temperature is used for this demonstration. The time is reset to zero at the beginning of the spray quench. The X-axis in Figures 12 b–d is the distance from the root fillet surface, with  $X = 0.0$  mm representing the surface point M. The Y-axes are the volume fraction of austenite, temperature, and tangential stress, respectively. At time 0.0 s (the beginning of spray quench), small compressive stresses along the line MN are predicted, which is mainly caused by the thermal expansion of the tooth from induction heating.

During spray quenching, the cooling rate is fast enough to avoid the formation of diffusive phases, and martensite is the only phase transformed from austenite. The martensitic transformation starting temperature ( $M_s$ ) is about 305°C for AISI 4340. At 1.219 s during quench, the

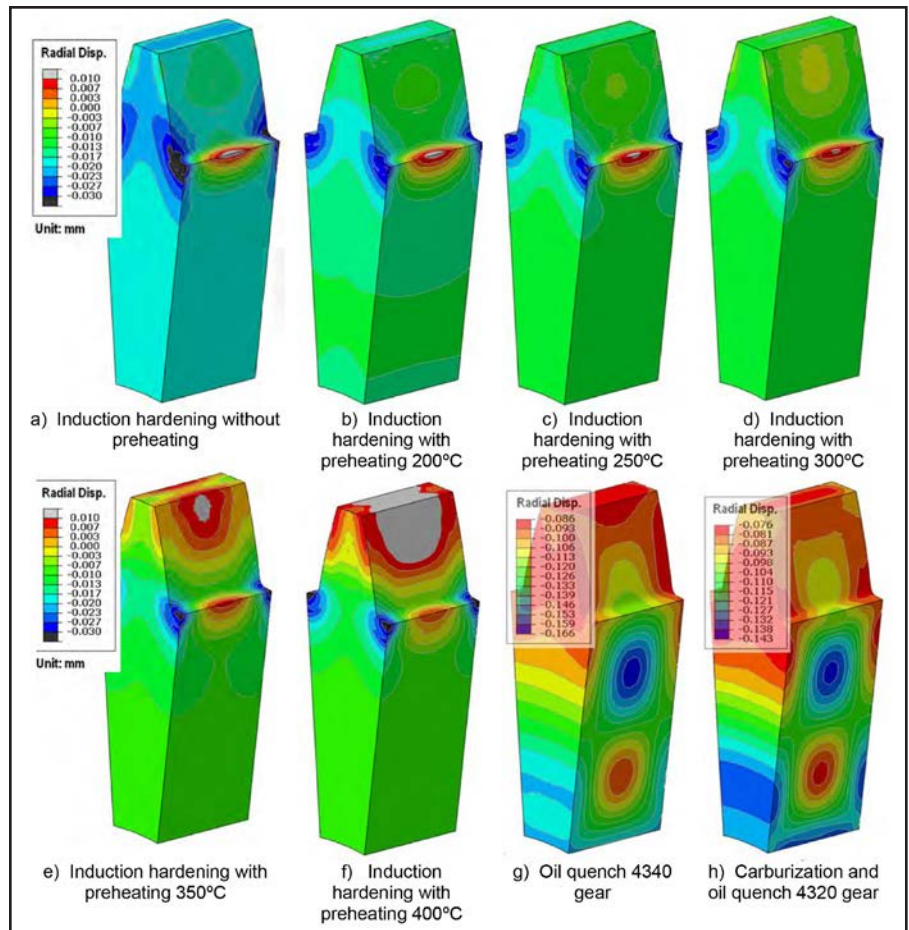


Figure 11 Comparison of radial distortion from various heat treatment scenarios.

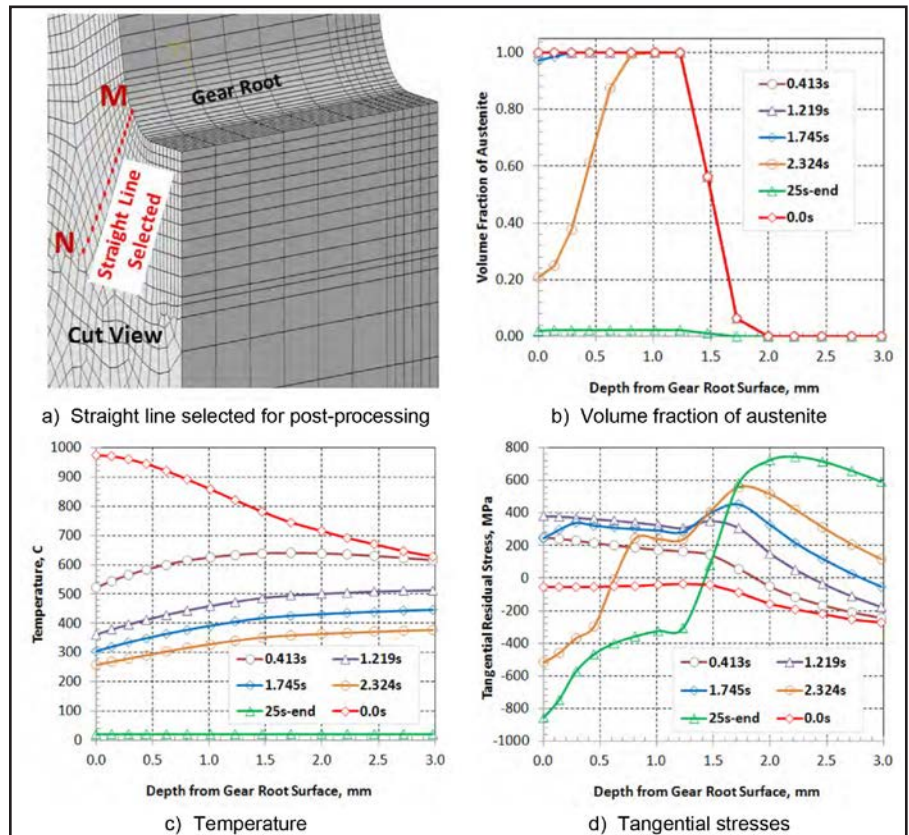


Figure 12 Evolution of temperature, phase, and stress during spray quenching (induction hardening with 250°C pre-heating).

temperature at the surface point is about 360°C (Fig. 12c). Martensite is not yet formed on the surface because the temperature is above Ms. Thermal shrinkage at the gear surface creates tensile stresses along line MN (Fig. 12d). At 1.745 s during quench, a small amount of martensite is formed on the surface and the volume expansion due to martensitic transformation reduces the magnitude of tensile stress in the transformation region. At 2.324 s during quenching, about 80% martensite is formed on the surface. The volume expansion from martensitic transformation shifts the surface stress from tension to a compression around 500 MPa. As shown in Figure 12c, the thermal gradient along line MN is relatively low, and the phase transformation plays a critical role to the stress evolution. The gear reaches room temperature at 25 s in quench. The residual stress at the surface point M is about 850 MPa in compression. With pre-heating prior to induction hardening, the bore continues to cool after the transformation of the austenite layer is completed. The further non-uniform thermal contraction contributes to residual compression at the gear root fillet.

**Summary**

An innovative approach of pre-heating prior to the induction hardening process is proved to be effective in enhancing the residual compressive stresses at the root fillet of gear components, which benefits the bending fatigue performance.

Uniform pre-heating temperature by furnace is assumed in this paper, but induction heating with lower frequency and lower power inductor can also be used to preheat the opposite side of gear teeth. The temperature distribution at the end of pre-heating doesn't need to be uniform.

With different gear geometry, steel grade and service condition, different inductor designs and pre-heating processes could be designed to enhance the residual compression at critical regions.

**Future Works**

In this conceptual modeling study the spray quench is applied right after induction heating — without delay. Past experience has shown that delay can have a significant effect on residual stresses, and further studies should consider delay time as one of the process parameters to optimize the induction hardening process with pre-heating. Experimental validation of this process should also be implemented.

Uniform pre-heating temperatures are assumed in this paper, which can be done by furnace heating for experimental studies. To be practical, the bore of the gear can be preheated using low power and low frequency inductor, and the pre-heating temperature doesn't need to be uniform throughout the part. Further modeling studies should be implemented to investigate the pre-heating by inductors. ⚙️

**References**

1. Li, Z. A. Freborg, B. Hansen and T. S. Srivatsan. "Modeling the Effect of Carburization and Quenching on the Development of Residual Stresses and Bending Fatigue Resistance of Steel Gears," *Journal of Materials Engineering and Performance*, 664-672, 22(3), March 2013.
2. Ferguson, B.L., A.M. Freborg and Z. Li. "Residual Stress and Heat Treatment – Process Design for Bending Fatigue Strength Improvement of Carburized Aerospace Gears," *International Federation for Heat Treatment and Surface Engineering – IFHTSE, 5th International Conference on Quenching and Control of Distortion, European Conference on Heat Treatment*, 94-104, Berlin, April 2007.
3. Ferguson, B.L. and W. Dowling. "Predictive Model and Methodology for Heat Treatment Distortion," *NCMS Report #0383RE97*, 1997.
4. Ferguson, B.L., A. Freborg, and G. Petrus. "Software Simulates Quenching," *Advanced Materials and Processes*, H31-H36, August 2000.
5. Ferguson, B.L., Z. Li and A. Freborg. "Modeling Heat Treatment of Steel Parts," *Computational Materials Science*, 274-281, 34, 2005.
6. Bammann, D. et al. "Development of a Carburizing and Quenching Simulation Tool: A Material Model for Carburizing Steels Undergoing Phase Transformations," *Proceedings of the 2nd International Conference on Quenching and the Control of Distortion*, 367-375, November 1996.
7. Li, Z., B.L. Ferguson and A. Freborg. "Data Needs for Modeling Heat Treatment of Steel

- Parts," *Proceedings of Materials Science & Technology Conference*, 219-226, 2004.
8. Li, Z and B.L. Ferguson. "Optimization of an Induction Hardening Process for a Steel Gear Component," *Journal of ASTM International*, 1(1), 2012.
9. Nemkov, V, R. Goldstein, J. Jackowaski, B.L. Ferguson and Z. Li. "Stress and Distortion Evolution During Induction Case Hardening of Tube," *Journal of Materials Engineering and Performance*, September 2012.
10. Li, Z and B.L. Ferguson. "Computer Modeling and Validations of Steel Gear Heat Treatment Processes Using Commercial Software DANTE." *J. Shanghai Jiaotong Univ. (Sci.)*, 152-156, 16(2), 2011.
11. Li, Z., B.L. Ferguson, X. Sun and P. Bauerle. "Experiment and Simulation of Heat Treatment Results of C Ring Test Specimen," *Proceedings of the 23rd ASM Heat Treating Society Conference*, 245-252, September 2005.

For Related Articles Search

**induction hardening** 🔍

at [www.geartechnology.com](http://www.geartechnology.com)

**Zhichao (Charlie) Li** is a principal engineer at Dante Software, located in Cleveland, Ohio. Dr. Li received his bachelor and master degrees on materials engineering from the Harbin Institute of Technology in China, and his doctoral degree from Wright State University. He continued his studies and earned in 2012 his MBA from Baldwin Wallace University. Dr. Li's areas of expertise are design, innovation and optimization for heat treatment processes, materials characterization, finite element modeling, etc. Li's current focus at Dante is on heat treatment software development, technical support to Dante users, and new market development.



**MITSUBISHI**  
HEAVY INDUSTRIES AMERICA, INC.

Our Technologies, Your Tomorrow

We have the  
**POWER** to make  
your business  
**A FORCE**

 **IMTS**  
2014 **BOOTH #**  
N-7046



**GE**series



**SE**series



**FE**series



**ZE**series



### **Gear Machines That Drive Business Forward**

With Mitsubishi's full line of proven gear machines delivering incomparable reliability, performance, flexibility and quality, you can turn your production and cost controls into a force to be envied. These machines offer an array of options that are sure to satisfy any demand, including machine diameters ranging from 60mm to 2000mm and processes for hobbing, shaping, milling, chamfering, deburring, shaving and grinding—all with or without automation. Don't hesitate to contact us for assistance; our fast engineering response team is ready to provide the world class performance of Mitsubishi gear machines at [www.mitsubishigearcenter.com](http://www.mitsubishigearcenter.com) or contact sales at 248-669-6136.

## Dontyne Systems

### PARTICIPATES IN U.K. TECHNOLOGY RECEPTION

Dontyne Systems and several other entrepreneurs were invited to a special reception in honor of the U.K. technology industry given by Her Majesty the Queen and His Royal Highness the Duke of Edinburgh at Buckingham Palace on Monday June 9. The Queen and Duke of Edinburgh were joined at the reception by The Duke of Cambridge, The Duke of York (who is a long standing supporter and campaigner for technology and entrepreneurship in the U.K.), the Duke of Gloucester and the Duke of Kent. Approximately 350 guests in total were invited to attend the reception covering business leaders, innovators, academics, investors and tech start-ups from across the U.K. The networking during the event was invaluable. There is a drive by the Duke of York to continue the networking for the further development of the U.K. technology industry. Dontyne Systems will certainly be proposing several projects which would benefit greatly from collaboration with representatives of other companies present at the event to produce world-class products. Dontyne Systems would like to thank David Dunn and Sunderland Software City for the opportunity and the continued work to promote and support the Northeast of England IT sector both locally and across the globe.

## Polygon Solutions

### HOSTS OPEN HOUSE WITH SRMA

Polygon Solutions Inc. is a manufacturer of rotary broach tools for the precision machining industry focused on medical and aerospace parts. Polygon first entered the rotary broach market with an award winning tool holder, and continues to innovate with new tooling for manufacturing hexagon and six-lobe forms in titanium bone screws. These new tools were featured at the recent plant tour for the Southwest Regional Manufacturers Association (SRMA) located in Fort Myers, Florida.

Polygon's advancements with rotary broach technology have continued with a new micro size rotary broach holder for machining small shapes using Swiss type CNC machines and lathes. The innovative design of the tool holders includes sealed bearings for easy maintenance and pressure relief holes for smoother machining operations. However, the main interest of this year's tour was the broaches used for machining titanium fasteners and bone screws.



Polygon has been making the cutters out of high-speed steel, a very hard substrate that resists wear and chipping. The company currently offers M-2, M-42, PM M-4 and PM T-15 varieties for machining different materials. Peter Bagwell, a product engineer for the company, was asked about which materials are used for broaching bone screws, and explained how the choice of substrate material depends on the method of broaching. Bagwell also talked about a new rotary broach material the company is researching.

The demand for rotary broach tools is growing as more exotic materials are being used to make innovative aerospace and medical device fasteners. Polygon is working with bone screw manufacturers to help them choose the right method of broaching in addition to the selecting the right tools. Polygon specializes in standard hexalobular (or Torx-type) rotary broaches in addition to custom shapes and sizes. The six-lobe ISO standard hexalobular form is currently the most popular.

Polygon Solutions has hosted an open house with the SRMA for two years in a row. "We value the partnership with our local customers and suppliers and are happy to bring them in and show them what we're offering," says Bagwell. "We also maintain healthy relationships with other organizations like the Precision Machined Products Association (PMPA) and the National Tooling and Machining Association (NTMA). The company believes participation in each of these networks is key to remaining the leader in rotary broach technology.

Polygon is a newer member to the SRMA, which boasts a wide variety of manufacturing business. "Many people move here and move their businesses here due to the great lifestyle Southwest Florida has to offer," says Bagwell. "However, the exposure to the growing number of innovative medical and aerospace companies is really making it an attractive place for all manufacturers."

## United Grinding Symposium

### CLOSES WITH 1,400 DAILY VISITORS FROM 40 COUNTRIES

The United Grinding Symposium drew to a close in Thun (Switzerland) with an enthusiastic audience. The international nature of the United Grinding Group was demonstrated every day by more than 1,400 visitors from over 40 countries - including 70 international trade journalists - taking the opportunity to learn more about the future of grinding in more than 154 technology presentations and 20 lectures. In addition to technical exchanges, there were many opportunities for networking with colleagues from all over the world. "The symposium is also a way of thanking our customers," explained Stephan Nell, CEO





of the United Grinding Group AG, as he welcomed the participants. "A way of saying thank you for the loyalty and trust which our customers place in us."

The combination of technology presentations and world innovations, cross-cutting lectures and partner stands offered during the symposium allowed visitors to actively experience how the United Grinding Group fulfills its claim to offer its customers more than just the right grinding technology. "We also consciously deal with topics that are not directly connected to grinding," said Nell. "Trends and multiple opportunities for optimization in a wide range of fields play a central role in making our customers more successful and offering them added value in addition to the machines."

The technology presentations offered in four different languages met with a high level of interest. These offered each participant the opportunity to discover specific advantages of the machine innovations or to discuss them in direct dialog with developers. "These presentations are unique," said one participant, "because in just a short time you can understand things that are very difficult to grasp through other information channels." The demonstration of the Schaudt CrankGrind crankshaft grinding machine - among others - impressed visitors with the advantages offered for the first time by a machine of this type.

In addition to presentations on global trends and innovations, topics relating to increasing efficiency during grinding met with a particularly high level of interest. The breadth of the lectures ranged from materials in grinding tool development to increasing productivity in the design of grinding processes, as well as the reduction of grinding forces or processing and auxiliary times.



# Spiral Bevel Gears

- Spiral & straight bevel gear manufacturing.
- Commercial to aircraft quality gearing.
- Spur, helical, splined shafts, internal & external, shaved & ground gears.
- Spiral bevel grinding.
- Midwest Transmissions & Reducers.
- ISO compliant.



Midwest Gear & Tool, Inc.  
15700 Common Rd., Roseville, MI 48066  
Tel: 586.779.1300 midwestgear@sbcglobal.net



## GEAR CUTTING TOOLS

MADE IN SWITZERLAND



**SCHNYDER**  **US Distributor**  
**HANIK CORPORATION**  
GEAR CUTTING SOLUTIONS  
60 YEARS OF TOP TECHNOLOGY

PHONE 630-595-7333 FAX 630-595-7343  
www.hanikcorp.com email: hanikcorp@aol.com  
ph: 011-41-32-344-0400 • fax: 011-41-32-344-0404 • www.schnyder.com • mail@schnyder.com

BEYTA GEAR SERVICE 

PUTTING  
A LIFETIME

OF

GEAR  
DESIGN

EXPERIENCE

TO WORK FOR YOU

- Reverse engineering
- Gearbox upgrades
- Custom gearbox design
- Specification development
- Project management
- Vendor qualification
- Design reviews
- Bid evaluations
- Tooling design
- Customized gear training
- Equipment evaluation
- Custom machine design

**Charles D. Schultz**  
**chuck@beytagear.com**  
**[630] 209-1652**

[www.beytagear.com](http://www.beytagear.com)

# Recontrols

■ *Designed for long standing performance*

**One of the best methods to improving the accuracy and reliability of your equipment is to recontrol it.**



MTB, experts in controls and software, can design a new system to meet your needs and help improve your equipment's performance. We are experts in grinding, hobbing and shaping equipment. Call MTB today at **815.636.7502** or link to [www.machinetoolbuilders.com](http://www.machinetoolbuilders.com).

**Brands:** Kapp, Red Ring, Lorenz, Fellows, Pfauter, Liebherr, Modul, Gleason, G&E, and many others.



[www.machinetoolbuilders.com](http://www.machinetoolbuilders.com)

815.636.7502

During the press conference, Michael Horn, COO of the United Grinding Group AG, explained the background and effects of the internal PuLs program. "It is more than just production optimization. PuLs illustrates our corporate philosophy, which is to align all processes with our customers' requirements, to find and utilize potential for optimization and to minimize waste." The level of actual customer satisfaction is regularly surveyed with the Net Promoter Score (NPS) measuring method. "The worldwide implementation of both standards demonstrates the aspiration by all companies in the United Grinding Group to set benchmarks with their production processes in the grinding machine industry throughout the world," said Nell.

## Gleason ACQUIRES DISTECH SYSTEMS

Gleason Corporation recently announced that it has acquired Distech Systems Inc., located in Rochester, NY. Distech is a leader in the design and manufacture of factory automation systems, serving a variety of customers in the automotive and other industries. Daniel J. Schwab, president of Distech Systems, said, "Gleason and Distech have successfully collaborated on many projects over the past several years, allowing both companies to become very familiar with each other's products, services and strengths. Our company has experienced significant growth recently and Gleason is



the ideal partner to help in sustaining that growth. Gleason's market reach and technical and operational competencies will be important assets in our future success." John J. Perrotti, president and chief executive officer of Gleason Corporation, said, "We are excited about this opportunity and believe that the combined companies will be able to take advantage of significant synergies and provide our customers greater value by offering engineered manufacturing systems solutions with Gleason products as well as supporting Distech in many of the markets it serves." The existing Distech management team and entire staff will remain intact with an ever-greater focus on serving its customers.

# Star SU

## ADDS REGIONAL SALES MANAGER

**Bruce Cowley** has joined Star SU LLC as regional sales manager responsible for the Southern Ohio, Eastern Kentucky, and West Virginia territories. In addition to his new role, Cowley will support the Star SU sales network to further develop their spline gauge and master gear product programs. Cowley is a graduate of Ohio University and for the past 29 years has served the dimensional and gear measurement and gear and spline processing industries in various capacities that include: applications engineering, training instructor, director of international marketing and sales, gear and spline and related tool and gauge tool design, product management, and executive management. Cowley has authored gear industry technical articles, submitted various papers and made presentations at SME, VDI/VDE, IDMW, COGM, and ASPE conferences. Previously, he served as a member of the AGMA as chairman of Gear Data Exchange Committee and participant and contributor to both the Inspection Handbook and Gear Cutting Tool committees.



# JRM International

## FORMS PARTNERSHIP WITH STROH DIAMANTWERKZEUGE

JRM International, Inc. is pleased to announce they have formed a partnership with Stroh Diamantwerkzeuge to supply diamond tooling to the North American gear industry. Stroh, located in Bruchköbel, Germany, has been producing high quality diamond tooling for more than 50 years. With facilities in Germany and Brazil Stroh is a supplier to the world gear production industry. Stroh specializes in the production of CVD reinforced diamond dressing rolls for all makes of form, generative and threaded wheel gear grinding machines. Their exclusive low temperature manufacturing process guarantees minimal distortion in the reverse plated form for greater accuracy and repeatability. While much of their production is focused on diamond tooling for the gear industry the engineering staff is capable of designing special diamond tools to meet their customer's special needs.



**KISSsoft**  
Calculation programs for machine design



**NEW RELEASE 03/2014**

### KISSsoft Highlights

- Strength calculation and 3D models of beveloid gears
- Simulation of flank wear based on iterative calculation
- Enhanced sizing for gear modifications
- 3D display of shafts and bearings
- Efficiency and thermal rating in KISSsys
- And many more ...

KISSsoft USA, LLC  
3719 N. Spring Grove Road  
Johnsburg, Illinois 60051  
Phone (815) 363 8823  
dan.kondritz@KISSsoft.com

Get your free trial version at  
[www.KISSsoft.com](http://www.KISSsoft.com)

**ACCU-DRIVE, INC.**  
610 West Pershing Rd.  
Chicago, IL. 60609

## PRECISION GEAR GRINDING

- Spur / Helical up to 59" O.D. – 26" Face
- Accurate quotes – Competitive prices – Fast turn-around
- Emergency "breakdown" support
- Support system for OEM parts
- Full complement of testing equipment for complete and comprehensive charting. Calibrated and certified on a regular schedule.

Trusted by OEM, MRO and Gear Job Shop customers for nearly two decades.


Your project is as important to us as it is to you.

**(773) 376-4906**  
[www.Accudrv.com](http://www.Accudrv.com)  
[gears@accudrv.com](mailto:gears@accudrv.com)

# Broadwind Energy

## ANNOUNCES SIGNIFICANT GEARING ORDERS

Broadwind Energy, Inc. recently announced an \$8 million gearing order to be produced by its Brad Foote Gear Works, Inc. subsidiary for 2015 delivery. Broadwind President and CEO Peter Duprey stated, "I am encouraged to see our transformation efforts in this business segment starting to bear fruit. With this order, our second quarter gearing orders totaled nearly \$19 million, the highest quarterly order rate in over four years, including a mix of wind and industrial orders. Industrial orders have strengthened in recent weeks due to increased demand for gears used in natural gas production equipment and growth in demand from steel customers. In addition, we recently concluded our gearing plant labor union negotiation, and with our plant consolidation essentially complete, we are seeing visible incremental improvement in our production flow. Together, these factors indicate to us that our turnaround of the gearing business is gaining traction."



# Pentagear Products

## ACQUIRES PECO GEAR METROLOGY DIVISION

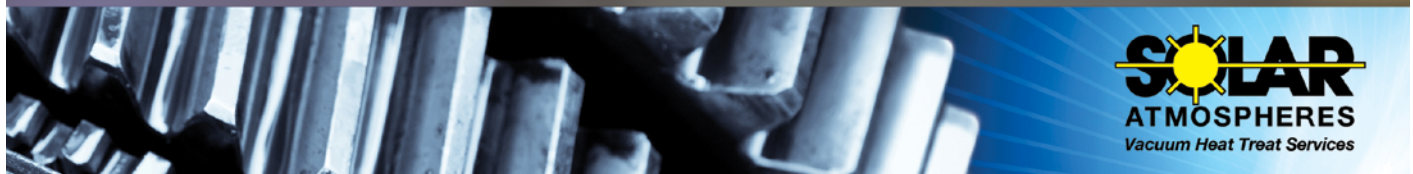
Pentagear Products LLC, an Ohio-based company, has acquired Process Equipment Company (PECo) ND Gear Metrology Division effective June 27, 2014. Pentagear Products LLC, established in 2005 has developed gear functional gaging products for the gear industry. PECo's gear metrology division offers a full line of gear measurement products and services. "We are excited about the future with the ND Gear Analytical machines as well as the functional products. This move strengthens the focus of our business in the gear industry," says Marvin Nicholson, owner of Pentagear Products. "Nothing changes in respect to service, support and new product development. We are still building new machines, repowering our competitors machines and offering new functional gages including DOB and double flank inspection systems."



# Quality Gears...

## Start with Quality Heat Treating!

1-855-WE-HEAT-IT  
www.solaratm.com



# AMB 2014

## PREPS FOR MACHINETOOL DEVELOPMENTS

The machine tool industry is confronted with a large number of developments which are influencing investment decisions by its customers. In addition to the still dominant topics of Industry 4.0 and increased efficiency, other topics must be considered, i.e. hybridization of machines, software and IT security, increasing intelligence of machine peripherals and simulation of complete machining processes. Answers to complex requirements will be provided at AMB, the International Exhibition for Metalworking, which is being held in Stuttgart September 16-20. The topic of Industry 4.0 is "varied and interdisciplinary." This conclusion was drawn by the Fraunhofer Institute for Production Engineering and Automation (IPA) in the structural study entitled "Industry 4.0 for Baden-Württemberg," which was conducted on behalf of the Federal State of Baden-Württemberg. In addition to mechanical engineering skills, for example, purely technical implementation of Industry 4.0 also calls for knowledge of electrical engineering, software and information and communication technology. Other areas such as work organization must be included for the purpose of implementation at the organizational level. In order to successfully implement Industry 4.0, it is also necessary to include company-related services

such as technology development, introduction, maintenance or service, as well as technology upgrading and non-technical areas such as general and advanced training.



### HANS-JÜRGEN GEIGER

Maschinen-Vertrieb GmbH

Metzingen / Stuttgart



**High quality used machine tools  
from Germany since 1968.**

Please visit our showrooms:  
7000 sqm display area with more than  
600 machines in best condition.

**HANS-JÜRGEN GEIGER**  
Maschinen-Vertrieb GmbH  
James-Watt-Straße 12  
D-72555 Metzingen (Germany)  
Phone +49 (0) 7123 / 18040  
Fax +49 (0) 7123 / 18384  
E-Mail: [geiger@geiger-germany.com](mailto:geiger@geiger-germany.com)

**MIKRON  
DMG | DISKUS  
TBT | HELLER  
ELB | NAGEL  
SCHAUDT  
KEHREN  
KARSTENS  
MIKROSA  
INDEX | ZEISS  
BOEHRINGER  
GILDEMEISTER  
SCHÜTTE  
AGIE | SCHULER**

Gear cutting  
machines:

**LORENZ | HURTH  
PFAUTER | KAPP  
KOEPPER | NILES  
LIEBHERR  
REISHAUER  
LINDNER  
KLINGELNBERG  
GLEASON  
WMW**



[www.geiger-germany.com](http://www.geiger-germany.com)

b-werk.de

**August 11–14—Gleason Cutting Tools Gear School.**

Rockford, Illinois. This comprehensive 3½ day program is a blend of shoptime and classroom study. A coordinated series of lectures is presented by engineering, production, inspection and sales staff members averaging 27 years experience. It's an ideal course for those individuals who are seeking to understand the fundamentals of involute gear geometry, nomenclature, manufacturing and inspection. Training groups are kept small so that individual concerns may be fully addressed. Students are welcome to bring sample gear prints and inspection charts for discussion and interpretation. The fee is \$895 per person (group rates available) which includes handbook and all materials, one group dinner and all lunches. Hotel room is not included. The curriculum includes fundamentals, high speed steels and coatings, cutting the gear, gear inspection, a plant tour as well as individual instruction and specific problems. For more information, visit [www.gleason.com](http://www.gleason.com).

**August 26–28—International Gear Conference 2014.**

Lyon-Villeurbanne, France. Mechanical transmission components (gears, bearings, CVTs, belts, chains, etc.) are present in every industrial sector and range from nano-gears to large gearboxes. Over recent years, increasing competitive pressure and environmental concerns have provided an impetus for cleaner, more efficient and quieter units. Moreover, the emergence of relatively new applications in wind turbines, hybrid transmissions and jet engines has led to even more severe constraints. The main objective of this conference is to provide a forum for the most recent advances, addressing the challenges in modern mechanical transmissions. Topics include gear noise, gear design, gear materials, gear failure, lubrication, gearbox efficiency and more. For more information, visit <http://int-gear-conf14.sciencesconf.org>.

**September 8–10—Gear Failure Analysis Seminar.**

Big Sky Resort, Big Sky, Montana. In AGMA's Gear Failure Analysis Seminar, attendees will examine the various types of gear failure, such as macropitting, micropitting, scuffing, tooth wear and breakage. Possible causes of these failures will be presented, along with some suggested ways to avoid them. A gear failure analysis expert will use a variety of tools and methods—lectures, slide presentations, hands-on workshops with failed gears and Q&A sessions—to give a comprehensive understanding of the reasons for gear failure. Participants are encouraged to bring their own failed gears or photographs and discuss them during the Q&A sessions. The seminar brings together a vast amount of knowledge and will help you solve everyday problems whether you are a gear engineer, user, researcher, maintenance technician, lubricant expert or manager. The course manual offers more than 100 color photos, dozens of illustrations, a textbook and failure atlas that will become a permanent reference source. For more information, visit [www.agma.org](http://www.agma.org).

**September 8–13—IMTS 2014.** The International Manufacturing Technology Show (IMTS) is the largest manufacturing technology show in the Western Hemisphere. IMTS 2012 drew more than 100,000 industry decision-makers in areas like metal cutting, tooling, metal forming, abrasives, controls, CAD-CAM, EDM, gear generation, industrial automation and more. The IMTS conference brings the industry together to discuss new opportunities and network with the manufacturing community. Other highlights include the Smartforce Student Summit, Exhibitor Workshops, the Emerging Technology Center and IMTSTV. IMTS is co-located with Industrial Automation North America and Motion, Drive & Automation North America. For more information, visit [www.imts.com](http://www.imts.com).

**September 16–20—AMB 2014.** Stuttgart, Germany. AMB, the international exhibition for metalworking, has increased the number of exhibitors in 2006, 2008, 2010 and 2012. All global market and technology leaders will be represented in Stuttgart. Exhibitors from over 30 nations present their new products and services in the area of machines and tools for metalworking. The trade show features more than 105,000 square meters of exhibition space, clear, structured hall divisions, and optimal accessibility. Special programs during AMB include Art Meets Technology, Metalworking Innovation Tour, WorldSkills Germany, Career Walk and more. The topics will extend from solving economic problems to searching for production or sales partners. For more information, visit [www.messe-stuttgart.de](http://www.messe-stuttgart.de).

**October 8–10—RMGFS 2014.** Boulder, CO. The Rocky Mountain Gear Finishing School (RMGFS), presented by Kapp-Niles, is a multi-layered program designed to optimize learning and strengthen your understanding of gear finishing processes, no matter your experience level. The curriculum features sessions which are interconnected and lead from one step to the next. Participants study the underlying principles and mechanics of different gear finishing processes, apply them through practical sessions on a Kapp-Niles machine, and take part in group workshops for more in-depth discussions. Kapp encourages attendees to bring applications to the school for small group or one-on-one discussions. Presenters include Jim Buschy, Bill Miller, Dwight Smith, Paul Brazda, Michael Ruppert, Sascha Ungewiss, Thomas Schenk, Nidam Meharzi, Eric Dixon and Hans-Helmut Rauth. For more information, visit [www.kapp-usa.com](http://www.kapp-usa.com).

**October 27–30—Gear Dynamics and Gear Noise Course.** Ohio State University Campus. The Gear Dynamics and Gear Noise Short Course has been offered for 35 years and is considered extremely valuable for gear designers and noise specialists who encounter gear noise and transmission design problems. Attendees will learn how to design gears to minimize the major excitations of gear noise: transmission error, dynamic friction forces and shuttling forces. Fundamentals of gear noise generation and gear noise measurement will be covered along with topics on gear rattle, transmission dynamics and housing acoustics. This four-day course includes extensive demonstrations of specialized gear analysis software in addition to the demonstrations of many Ohio State gear test rigs. A unique feature of the course is the interactive workshop session (on Day 3) that invites attendees to discuss their specific gear and transmission noise concerns. The roundtable discussions on Day 4 are intended to foster interactive problem solving discussions on a variety of topics. Cost is \$1,950 per person. For more information, visit [www.nvhgear.org](http://www.nvhgear.org).

- Accu-Drive Inc. — page 73  
[www.accudrv.com](http://www.accudrv.com)
- AFC-Holcroft — page 33  
[www.afc-holcroft.com](http://www.afc-holcroft.com)
- Ajax Tocco Magnethermic Corp. — page 34  
[www.ajaxtocco.com](http://www.ajaxtocco.com)
- ALD-Holcroft Vacuum Technologies — page 27  
[www.ALD-Holcroft.com](http://www.ALD-Holcroft.com)
- All Metals & Forge Group, LLC — page 12  
[www.steelforge.com](http://www.steelforge.com)
- Arrow Gear Co. — page 25  
[www.arrowgear.com](http://www.arrowgear.com)
- B&R Machine & Gear Corp. — page 11  
[www.brgear.com](http://www.brgear.com)
- Beyta Gear Service — page 72  
[www.beytagear.com](http://www.beytagear.com)
- The Broach Masters & Universal Gear — page 15  
[www.broachmasters.com](http://www.broachmasters.com)
- Circle Gear — page 79  
[www.circlegear.com](http://www.circlegear.com)
- Comtorgage — page 16  
[www.comtorgage.com](http://www.comtorgage.com)
- DTR Corp. — page 20  
[www.dragon.co.kr](http://www.dragon.co.kr)
- ECM USA — page 31  
[www.ecm-usa.com](http://www.ecm-usa.com)
- Forest City Gear — pages 17, 19, 21, 61  
[www.forestcitygear.com/OPS](http://www.forestcitygear.com/OPS)
- Frenco GmbH — page 4  
[www.frenco.de](http://www.frenco.de)
- Gear Consulting Group — page 79  
[www.gearconsultinggroup.com](http://www.gearconsultinggroup.com)
- The Gear Machinery Exchange — page 79  
[www.gearmachineryexchange.com](http://www.gearmachineryexchange.com)
- German Machine Tools of America — page 7  
[www.gmtamerica.com](http://www.gmtamerica.com)
- Gleason Corp. — pages 40-41  
[www.gleason.com](http://www.gleason.com)
- Goldstein Gear Machinery LLC — page 79  
[www.goldsteingearmachinery.com](http://www.goldsteingearmachinery.com)
- Hans-Jürgen Geiger Maschinen-Vertrieb — page 75  
[www.geiger-germany.com](http://www.geiger-germany.com)
- Hilco Industrial — page 78  
[www.hilcoind.com](http://www.hilcoind.com)
- Index Technologies — page 79  
[www.gallenco.com](http://www.gallenco.com)
- Inductoheat — page 29  
[www.inductoheat.com](http://www.inductoheat.com)
- Ipsen International — Inside Back Cover  
[www.ipsenusa.com](http://www.ipsenusa.com)
- Kapp Technologies — page 3  
[www.kapp-usa.com](http://www.kapp-usa.com)
- KissSoft — page 73  
[www.kisssoft.com](http://www.kisssoft.com)
- Klingelberg — Outside Back Cover  
[www.klingelberg.com](http://www.klingelberg.com)
- Koro Sharpening Service — page 79  
[www.koroind.com](http://www.koroind.com)
- Liebherr — page 5  
[www.liebherr.com](http://www.liebherr.com)
- Machine Tool Builders Inc. — page 72  
[www.machinetoolbuilders.com](http://www.machinetoolbuilders.com)
- McInnes Rolled Rings — page 14  
[www.mcinnesrolledrings.com](http://www.mcinnesrolledrings.com)
- Midwest Gear & Tool Inc. — page 71  
[midwestgear@sbcglobal.net](mailto:midwestgear@sbcglobal.net)
- Midwest Thermal-Vac — page 35  
[www.mtvac.com](http://www.mtvac.com)
- Mitsubishi Heavy Industries — page 69  
[www.mitsubishigearcenter.com](http://www.mitsubishigearcenter.com)
- Presrite Corp. — page 45  
[www.presrite.com](http://www.presrite.com)
- Process Equipment — page 47  
[www.gearinspection.com](http://www.gearinspection.com)
- Proto Manufacturing — page 13  
[www.protoxrd.com](http://www.protoxrd.com)
- Rotek Inc. — page 18  
[www.rotek-inc.com](http://www.rotek-inc.com)
- Schnyder S.A. — page 71  
[www.hanikcorp.com](http://www.hanikcorp.com)
- Solar Atmospheres — pages 32, 74  
[www.solaratm.com](http://www.solaratm.com)
- Star SU LLC — pages IFC-1, 79  
[www.star-su.com](http://www.star-su.com)
- Stresstech — page 9  
[www.stresstechgroup.com](http://www.stresstechgroup.com)

## CORRECTION

In the June issue, a mistake occurred regarding the lineup of Technical Papers. While the Table of Contents listed “The Influence of Tool Tolerances on the Gear Quality of a Gear Manufactured by an Indexable Insert Hob,” by Mattias Svahn, Lars Vedmar and Carin Andersson, as appearing on page 62, in fact another work — “Gear Ratio Epicyclic Drives Analysis” — by Dr. Alexander Kapelevich — was in fact the paper that actually ran. To rectify the error, the omitted paper begins on page 48 of this issue.

*Gear Technology* regrets the errors.

**FOR SALE**  
[www.gearmachineryexchange.com](http://www.gearmachineryexchange.com)

## GLEASON

Model 642

G-Plete Hypoid Generator

13" (330 mm), 3.4 DP (7.5 Module), Excellent, Pinions, Ring Gears, Helical Motion, Formate, Extended Tilt, 1982

### Just Released from Aircraft Gear Manufacturer

(2) Gleason #2 Hypoids - 1950's

Gleason Model 106 - 1960

Gleason Model 108, Helical Motion, 1964

Gleason Model 116 - 1967

## GLEASON INDEX PLATES

Lift & Drop Cams, Genevas for **MODELS 606, 607, 608 and 609** Generators

## GLEASON

CHANGE GEARS for MODELS

2A, 102, 12, 14, 16, 19, 24, 26, 27, 28, 104, 106, 112, 114, 116, 118, 463, 606, 607, 645 2A & 102 CAMS

## GLEASON

CONIFLEX CUTTER BODIES W/BLADES for

Gleason Model 104 & 114



[www.gearmachineryexchange.com](http://www.gearmachineryexchange.com)

# Hilco WEBCAST AUCTION • EARLY SEPTEMBER

GLOBAL LEADER of  
MANUFACTURED  
**GEARS** 

## Unprecedented Offering of Late Model, High Precision Gear Machinery and Heat Treat Equipment

For Production of Heavy Industrial Gearboxes and Drivetrains

950 Tollgate Road, Elgin, IL 60123



### CNC GEAR GRINDERS

- (2) Gleason Pfauter P600G (2009)
- (2) Hofler Rapid 1250 (2009)
- (2) Hofler Rapid 800 (2009)

### CNC GEAR HOBBERS

- Hofler HF1250/1600 (2009)
- Liebherr LC800 (2009)

### CNC VERTICAL TURNING LATHE

- Hessapp VDM 1200-11 (2009)

### CNC GEAR INSPECTION

- Klingelberg P150 (2009)
- Klingelberg P100 (2009)

- Fromag CNC Key Seater (2009)

### COMPLETE STATE OF THE ART HEAT TREAT FACILITY including

- (10) Aichelin Carburizing & Tempering Furnaces (as new as 2011)
- Aichelin Quench Tanks, Washers, Tempering Ovens (as new as 2009)
- (2) Nolzen Pit Furnaces

### GEAR & MACHINING EQUIPMENT

Hurth Spline Mill; Hofler & Reishauer Gear Grinders; Pfauter Gear Hobbers; Shigiya Cylindrical Grinders & much more

### REAL ESTATE AVAILABLE

14.26 Acres, Over 132,000 Sq. Ft.  
Magnificent Expandable Facility

Please contact John Magnuson for additional information on specific assets or entire facility at +1 847.504.3204 or email [jmagnuson@hilcoglobal.com](mailto:jmagnuson@hilcoglobal.com)

Offered in partnership with



[www.perfectionindustrial.com](http://www.perfectionindustrial.com)

Visit Our Website for more detailed information



[www.hilcoind.com](http://www.hilcoind.com)

 A Hilco Global Company  
Vested in Your Success

Hilco Industrial, Illinois Auctioneer & License:  
Tim Pfister License #441.001667 • IL License #444.000215



## SHARP HOBS

Change Downtime To Productivity



You Need Your Tools Back **FAST**  
 – Eliminating Downtime &  
 Tuned To Meet or Surpass  
 Original Design Specs  
 and That's Where We Come In

- Stripping & Re-Coating
- Gear Shaper Sharpening
- Milling Cutter Sharpening
- Gear Tool Certifications



Tel: 216-642-5900 • Fax: 216-642-8837 • 5755 Canal Road • Valley View, OH 44125  
 Email: gallen@gallenco.com [WWW.GALLENCO.COM](http://WWW.GALLENCO.COM)



## School for Gear Manufacturing Technology

Conducted by

**Geoff Ashcroft, Gear Consulting Group**

### 3 DAY CLASS

to cover the practical aspects of gear technology and geometry aiming toward a logical approach to trouble shooting and optimizing the manufacturing processes.

- Gear geometry and its relationship to gear generation.
- Gear inspection procedures and analysis.
- Understanding the processes of Hobbing, Shaping and Shaving.
- Trouble shooting the process from inspection data.
- Cutter wear and failure analysis.
- Cutter materials and coatings.
- Optimization of feeds and speeds.
- Hob shifting procedures and optimization.
- Use of standards.
- Open forum on attendee's experienced problems.



### 2014 CLASS SCHEDULE

**Sept 8,9,10/Chicago Area**  
 Hosted by Overton Chicago Gear

**October 15,16,17/Anaheim, CA**  
 Hosted by GMI (Gear Manufacturing Inc.)

**\$975.00** including all documentation and lunch for all three days

[More information](http://www.gearconsultinggroup.com)

[www.gearconsultinggroup.com](http://www.gearconsultinggroup.com)

Contact Bobbie ph: 904-392-0907

[gearconsulting@aol.com](mailto:gearconsulting@aol.com)

### FOR SALE

## GLEASON TESTERS

AIRCRAFT QUALITY

MODEL 27M HYPOID  
 36.5" (900 mm) <.0001

MODEL 502 HYPOID  
 10.5" (266 mm) <.0001

MODEL 13 UNIVERSAL  
 13" (330 mm) <.0002

MODEL 6 UNIVERSAL ANGULAR  
 7.5" (190 mm) <.0001

MODEL 6 (446) SPLIT-HEAD  
 UNIVERSAL  
 7.5" (190 mm) <.0001

MODEL 6 (446) SPLIT-HEAD  
 UNIVERSAL  
 7.5" (190 mm) <.00005



[www.gearmachineryexchange.com](http://www.gearmachineryexchange.com)

## QUALITY CUSTOM GEARING!

Documented  
 Quality Control Program

Inspection Lab  
 including Complete  
 Gear Tooth Diagnostics

Tooth Cutting, Grinding & Shaving Services Available

### All Sizes & Configurations

- Reverse Engineering
- Design Analysis
- Complete Machine Shop Including CNC Machining



### Circle Gear and Machine

Quality Custom Gearing Since 1951

1501 South 55th Ct. • Cicero, IL 60804  
 Ph: 708-652-1000 • Fax: 708-652-1100

Please email your inquiries to [sales@circlegear.com](mailto:sales@circlegear.com) • [www.circlegear.com](http://www.circlegear.com)

### Sharpening Service

for hobs, milling cutters, shaper cutters,  
 shaving cutters and broaches

#### Service locations in:

- Hoffman Estates, IL  
 Tel: 847.649.1450 Fax: 847.649.0112
- East Tawas, MI  
 Tel: 989.362.0414 Fax: 989.362.2720
- Querétaro, México  
 Tel: 52 442 217 34 45  
 Fax: 52 442 217 34 46




[sales@star-su.com](mailto:sales@star-su.com)  
[www.star-su.com](http://www.star-su.com)

### KORO for Quality

## Hob Sharpening Service

- ◆ Quick Turnaround 2 Day Service
- ◆ Spur Shaper Cutter Sharpening
- ◆ HSS & Carbide Hob with center hole and straight flutes
- ◆ Thin Film Coatings
- ◆ Length up to 7 inches
- ◆ Diameter up to 5 Inches
- ◆ Precise rake and spacing guaranteed to AGMA standards
- ◆ **RUSH SERVICE AVAILABLE**



Koro Sharpening Service  
 9530 85<sup>th</sup> Ave North  
 Maple Grove, MN 55369  
 763-425-5247  
[info@koroinc.com](mailto:info@koroinc.com)

# ONE "SMALL STEP" TOWARDS MARS?

**In the June issue of our sister publication** — *Power Transmission Engineering* — the Power Play feature (Destination Mars! — pg. 64) was devoted to NASA's Mars-oriented LDSD (Low Density Supersonic Decelerator) project. The mission: "Advance the technology of decelerating large payloads traveling at supersonic speeds in thin atmospheres (read *Mars*) to a new level of performance" for Mars landings.

(A brief re-cap of the Power Play article: To colonize Mars — indeed, we're — some of us — going — ships bearing much heavier payloads will be needed, making landing in the Red Planet's extremely thin atmosphere a dicey proposition. The LDSD project is being developed to solve that problem.)

Unfortunately, the test flight scheduled for mid-June was scrubbed. "NASA did not conduct the flight test of the agency's Low-Density Supersonic Decelerator (LDSD) during its designated launch" window, which closed June 14 due to continuing, "unfavorable weather conditions," said a NASA press release.

But Addendum is here to bring you the rest of the space saga — *and* a happy — if not perfect — ending to this early installment in achieving manned flights to Mars. This is much more ambitious than the Moon Walks, circa 1969. Different how, you wonder? Well, there are people — maybe you know some — who actually *want to live and stay on Mars* — and they don't even belong to a cult. Why the Red Planet? Scientists say after Earth, Mars is the most habitable planet in our solar system (*marson.com*).

So having another go at it, NASA on June 28 launched the LDSD craft from Hawaii. Reports say the first part of the test went well, but the LDSD's mammoth parachute did not deploy properly.

Nevertheless, NASA and the LDSD team are satisfied with their progress. "Progress" in this project includes reaching goals such as developing and testing the biggest supersonic chute ever flown — and two saucer-like devices called Supersonic Inflatable Aerodynamic Decelerators (SIADs).

"We are thrilled about yesterday's test," said Mark Adler, LDSD project manager at NASA's Jet Propulsion Laboratory (JPL) in Pasadena, California. "The test vehicle worked beautifully, and we met all of our flight objectives. We have recovered all the vehicle hardware and data recorders."

Both SIADs (due to their shape, the press can't resist referring to them as "flying saucers") are built to fit around the rim of atmospheric entry vehicles like the one that carried NASA's Mars Rover Curiosity in 2012, slowing them down by increasing their drag.

During Saturday's test a huge helium balloon carried the 7,000 lb. test vehicle — equipped with the big chute and the 20-foot SIAD — up to an altitude of 23 miles.

After the balloon and its load soared to

roughly 23 miles high, the balloon released the vehicle and dropped to Earth, the cue for a rocket attached to the saucer to fire. The rocket propelled the saucer to four times the speed of sound, duplicating the rapid clip of a spacecraft bound for Mars. The saucer's inflatable ring, made of Kevlar, popped up, expanding to some three feet high in a fraction of a second; the ring is designed to brake the vehicle as it speeds through the atmosphere.

The balloon was to drop the craft at that point, and its onboard rocket motor to kick in — boosting it to Mach 4 (four times the speed of sound) and 34 miles up (55 km) — if all went as planned.

If the test had gone perfectly, the SIAD was to have inflated and thus slowed the test vehicle down to Mach 2.5, at which point the chute would deploy and take the craft down to a soft splashdown in the Pacific Ocean.

Instead, it's back to the drawing board

As the balloon released the test vehicle, the rocket appeared to fire properly. The SIAD seemed to inflate on cue, but the collected data later indicated that the parachute didn't deploy as planned; more information will be made available later.

Existing technology like the sky crane (used to deliver the Mars Rover to the planet's surface) can (and probably will) be used again to let payloads down on Mars. But new gear such as bigger chutes and SIADs will be used to slow down extreme payloads enough for the sky crane to finish the job.

"With the science and the technologies that we're testing here, we think we could double the (payload) that we land on Mars (up to two tons)," said principal investigator Ian Clark of JPL, adding that the gear could also help put payloads down more accurately and at higher elevations on the Red Planet than is currently possible.

What's more, with the new technology now being tested, the successful use of multiple parachutes could mean even spacecraft of 20 to 30 tons could make a soft Mars landing, Clark said.

So if you're thinking of signing up, you'd best hurry as spots are filling up fast if internet reports are any indication. There are various for-profit outfits more than willing to take your money in return for planting your rear-end on Mars.

Then what? 

(Source: June 28 article, *space.com*,  
by senior writer Mike Wall.)



# Choose the best solutions



## Diverse, Flexible Production

When it comes to diverse components that are integrated into critical functions, you need the flexibility to carburize, nitride and harden a wide range of parts with different materials, case depths, hardenability and geometries. Add to that the challenge of meeting strict industry specifications and you'll need a partner like Ipsen to help you find the necessary solutions for delivering high-quality, repeatable results.

### Batch Furnaces

When your heat-treating production mix has several recipes, Ipsen's atmosphere batch furnaces deliver flexibility with production lines that run different processes simultaneously and can expand as production demands increase. Ipsen equipment delivers flexibility and lower costs with efficient burners and optional "lights-out" automation.

### Vacuum Furnaces

Ipsen delivers proven vacuum technology that allows you to achieve maximum flexibility by executing various processes, including brazing of heat transfer devices, sintering of components and hardening or annealing of parts and tools, depending on your specific needs.



Batch



Vacuum


For more information, visit [IpsenUSA.com/Atmosphere](http://IpsenUSA.com/Atmosphere).



Hard Work Wins

# PERFECT MATCH.

MAXIMUM ACCURACY SOLUTIONS  
FOR GEAR MANUFACTURERS  
BY KLINGELBERG



Only a perfect pass, a perfect catch and an optimal score make a perfect game. Such are Höfler gear grinders and Klingelberg measuring centers. For example the Höfler RAPID 1250K with a special spindle for smaller grinding wheels increasing your application range and the Klingelberg P 100L measuring center safeguarding highest precision – perfectly matched machines. A dream team within the Klingelberg system.

Become a player in cylindrical gear technology – with the perfect Klingelberg match.

Perfect Match:  
[www.klingelberg.com](http://www.klingelberg.com)  
[www.hofler.com](http://www.hofler.com)

**KLINGELBERG America, Inc.**  
p. +1 734 470 6278  
e. [usa.sales@klingelberg.com](mailto:usa.sales@klingelberg.com)

**NEXT FAIRS:**



IMTS, Sep 08-13, 2014  
Booth N-6837  
McCormick Place,  
Chicago, IL, USA

SUBJECT TO CHANGES.